

Hednesford Green Heath, 2023

Sourced from Office for National Statistics, Census 2021; Staffordshire County Council; Sport England; Public Health England.

Population

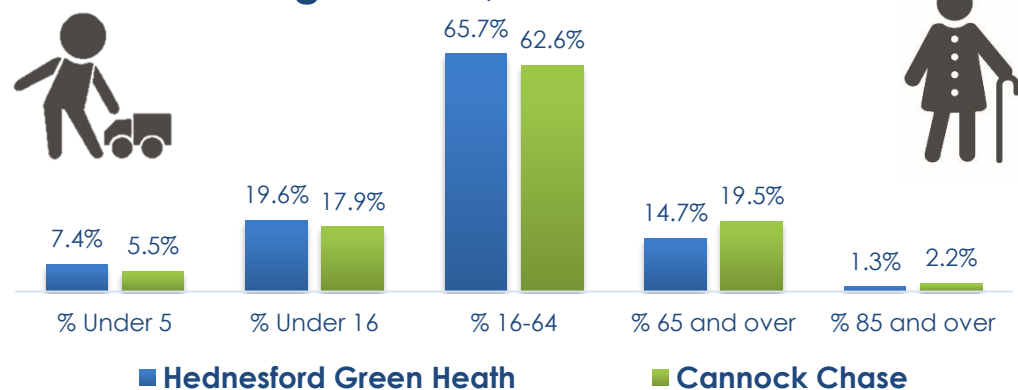


7,000 residents
(rounded Census 2021 estimate)
7% of District Population



2,900 households
(rounded Census 2021 estimate)
6.7% of District Households

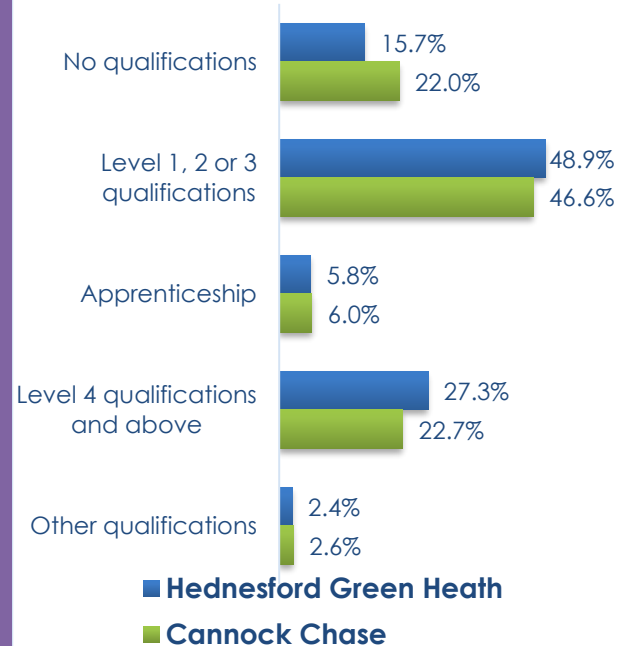
Age Profile, Census 2021



Economic Prosperity



Qualifications, Census 2021



35.1%

Students GCSE Grade 5+ in English and Maths, 2019/2020
England 64.6%

2.5%

People aged 16-64 claiming out-of-work benefits, Feb 2023

Cannock Chase 3.3%

Top 3 Occupations, Census 2021

16.7%
Cannock Chase 13.7%

Professional Occupations

14%
Cannock Chase 14.2%

Skilled Trades

13.9%
Cannock Chase 11.8%

Associate Professional and Technical Occupations

64.8%

Travel to work driving a car or van, 2021
Cannock Chase 64%

Health & Wellbeing

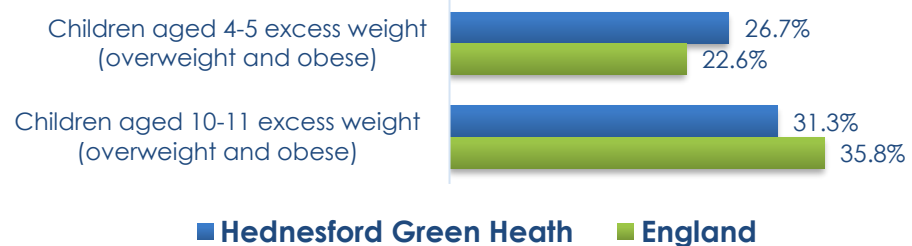


15.7%

Identify that their daily lives are limited by physical or mental health conditions

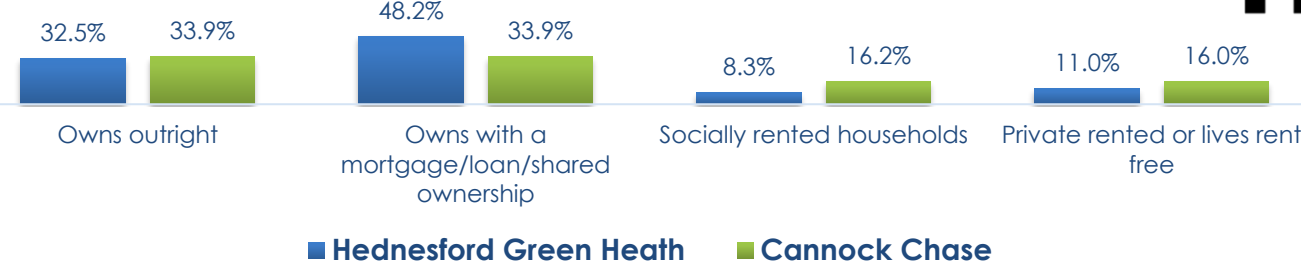
Cannock Chase 20.2%

Child Excess Weight 2019/20-2021/22

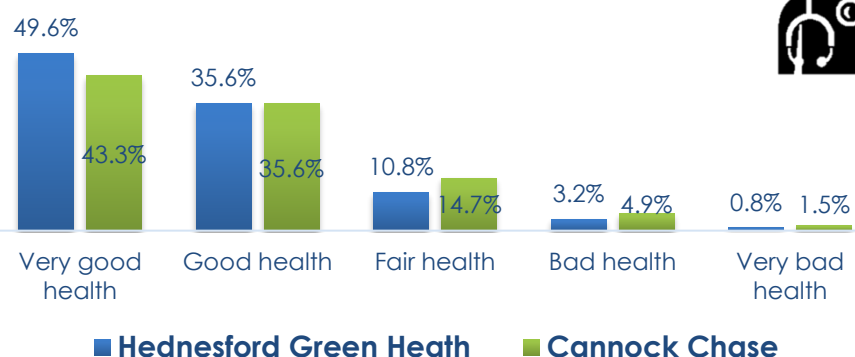


The Community

Housing Tenure, Census 2021



General Health, 2021



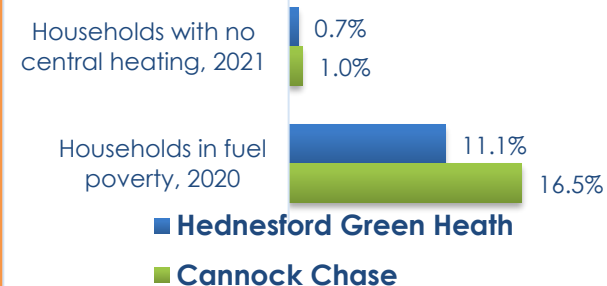
13.7%

Children under 16 in relative low-income families 2020/21
Cannock Chase 21.7%

9.9%

Older people aged 60 and over living in income deprived households, 2019
Cannock Chase 15.3%

Fuel Poverty, 2020-2021



1.7%

Households with fewer bedrooms than required (overcrowded households), 2021

Cannock Chase 2.2%



9.4%

Residents aged 5 and over providing unpaid care, 2021

Cannock Chase 10.4%