





**Crime & Partnerships Priority Delivery Plan 2017-18 End of Year Performance Update**









	Quarter 1	Quarter 2	Quarter 3	Quarter 4	Annual Total	Annual Target	Target Achieved / Trend	Performance compared to 2015/16
<b>Cleaner and safer environments: Working with partners to foster safer and stronger communities</b>								
Satisfaction with local area (Feeling the Difference Survey)								
<b>Committed Crime Over Time (Variation)</b> All crime groupings – Acquisitive crime, Violence against the person, Sexual Offences, Police generated crime and oth	Q1 (24.07.17) Previous 12 months = 5,673  Last 12 months = 6,506  Change Over 12 Months = 15% increase (833)  For information only, data provided by Staffs Police.	Q2 (10.10.17) Previous 12 months = 5,828  Last 12 months = 6,730  Change Over 12 Months = 15% increase (902)  For information only, data provided by Staffs Police.	Q3 (19.01.18) Previous 12 months = 5,967  Last 12 months = 6,782  Change Over 12 Months = 14% increase (815)  For information only, data provided by Staffs Police.	Q4 (17.04.18) Previous 12 months = 6,318  Last 12 months = 6,577  Change Over 12 Months = 4% increase (259)  For information only, data provided by Staffs Police.			These are all measures only and will be reported quarterly.	Measure has changed





	Quarter 1	Quarter 2	Quarter 3	Quarter 4	Annual Total	Annual Target	Target Achieved / Trend	Performance compared to 2015/16
ASB Incidents Over Time (Variation) – Police data	Q1 (24.07.17) Previous 12 months = 3,235  Last 12 months = 2,914  Change over 12 Months = -10% reduction (-321)	Q2 (10.10.17) Previous 12 months = 3,108  Last 12 months = 3,062  Change over 12 Months = -1% reduction (-46)	Q3 (19.01.18) Previous 12 months = 2,957  Last 12 months = 3,179  Change over 12 Months = 8% (222)	Q4 (17.04.18) Previous 12 months = 2,808  Last 12 months = 3,132  Change over 12 Months = 12% (324)				
ASB – Number of referrals to ASB Champion – Victim Support data	Q1 - 15 on going cases, 6 closed cases 2 x Council referrals 4 x Police referrals 6 x Self referrals 3 x Other agencies 19 victims and vulnerabilities identified 1 x case declined due to out of area	Q2 – 13 on going cases, 13 closed cases 6 x Council referrals 1 x Police referrals 5 x Self referrals 0 x Other agencies 19 victims and vulnerabilities identified 2 x case declined due to out of area	Q3 – on going cases 4, 18 closed cases 5 x Council Referrals 0 x Police referrals 3 x Self Referrals 1 x Other 13 victims and vulnerabilities identified 1 x case declined	Q4 – 16 on going cases, 4 closed cases 12 x Council Referrals 0 x Police referrals 3 x Self Referrals 1 x Other (Adult Social Care)				Measure has changed





	Quarter 1	Quarter 2	Quarter 3	Quarter 4	Annual Total	Annual Target	Target Achieved / Trend	Performance compared to 2015/16
Hate Crime Incidents Over Time (Variation) – Police data	Q1 (24.07.17) Previous 12 months = 89  Last 12 months = 100  Change over 12 Months = 12%	Q2 (10.10.17) Previous 12 months = 88  Last 12 months = 116  Change over 12 Months = 32%	Q3 (19.01.18) Previous 12 months = 90  Last 12 months = 123  Change over 12 Months = 33%	Q4 (19.04.18) Previous 12 months = 93  Last 12 months = 114  Change over 12 Months = 23%				
Hate Crime – Number of self referrals to CACH – CACH data agreements	Q1 24 Individuals from Cannock Chase District reported approx. 120 incidents, The motivation behind these incidents were thought to be: 1 Religion 2 Sexual Orientation 2 Disability – Physical 3 Disability – Learning 17 Race	Q2 33 Individuals from Cannock Chase District reported approx. 150 incidents, The motivation behind these incidents were thought to be: 3 Religion 2 Sexual Orientation 2 Disability – Physical 1 Disability – Learning 24 Race 3 Gender Identity	Q3 29 Individuals from Cannock Chase District reported approx. 110 incidents, The motivation behind these incidents were thought to be: Race 20 Sexual Orientation 4 Disability Learning 2 Disability Physical 2 Religion 1 Gender ID 1	Q4 Individuals: 27 Incidents: c.160  Motivation: Race 17 Sexual Orientation 1 Disability Learning 3 Disability Physical 1 Religion 2 Gender ID 5 (1 person felt they were targeted for reasons on their religion and race)				Measure has changed

	(1 individual thought they were targeted for reasons of race and religion)	1 Mental Health (2 individuals felt that they were targeted for more than 1 reason).	(1 person felt they were targeted for reasons on their sexual orientation and race)					
--	--	--	---	--	--	--	--	--





Strategic Objective						
Working with partners to foster safer and stronger communities						
Action & Progress Update	Outcomes	Q1 Rating	Q2 Rating	Q3 Rating	Q4 Rating	
<p><b>Explore the feasibility of introducing charges for CCTV evidence requested by Staffordshire Police and insurance companies</b></p> <p><b>Q1</b> – This action has not been progressed due to focusing on the procurement of the new CCTV Control Room. During Q2 the level of information requested from the police will be collated to enable us to calculate the cost to inform discussions regarding the feasibility of charges.</p> <p><b>Q2</b> - The level of information requested from the police has been collated, work is underway to calculate the cost to inform discussions regarding the feasibility of charges. There has been a delay due to capacity. A meeting with Staffs Police (Digital Services Manager) scheduled to discuss Technology, Systems and Partnerships 201.10.17</p> <p><b>Q3</b> - CCTV Police Reviews data is being collected                      July 2017 - 32                      August 2017 - 39                      September 2017 - 38                      October 2017 – 34                      November 2017 – 37                      December 2017 – 27</p>	FRP option					

<p>Due to the relocation of the CCTV Control Room progress on identifying the cost of these reviews has been delayed.</p> <p><b>Q4</b> – Staffordshire Police are going through a period of transformation which is now delaying this.</p>					
<p><b>Action &amp; Progress Update</b></p>	<p><b>Outcomes</b></p>	<p>Q1 Rating</p>	<p>Q2 Rating</p>	<p>Q3 Rating</p>	<p>Q4 Rating</p>
<p><b>Explore offer from West Midlands CA (Transport for WM) re CCTV provision</b></p> <p><b>Q1</b> – This action is on hold until the procurement of the new CCTV Control Room has been completed.</p> <p><b>Q2</b> - This action is on hold until the procurement of the new CCTV Control Room has been completed.</p> <p><b>Q3</b> - This action is on hold until the procurement of the new CCTV Control Room has been completed.</p> <p><b>Q4</b> – This action is on hold until capacity has been found to carry forward this action.</p>	<p>FRP option</p>				
<p><b>Lead and roll-out the “Let’s Work Together” project across the District</b></p> <p><b>Q1</b> - A Let’s Work Together Event took place on Monday 3rd July 2017 in the Ballroom at Cannock Chase Council. The theme of the event was children and young people, highlighting one of the priorities of the Chase Community Partnership.</p> <p>38 partners attended the event, many of which promoted their organisations in the marketplace.</p> <p><b>Q2</b> – A review of the resources used in Let’s Work Together to ensure the services and agencies signposted to are still in existence, as there has been many commissioning changes across the county.</p>	<p>The programme will be designed to deliver against the Cannock Chase LSP priorities.</p>				

<p>The plan moving forward is to look at common trends emerging from the Community Safety Hub to ensure we are focusing on the local need and challenges that are posed in our District.</p> <p><b>Q3</b> - Let's Work Together resources have been reviewed and updated.</p> <p>Reviewed information will be circulated to all partners which include warning signs and contact / signposting information.</p> <p><b>Q4</b> – This action is on hold until capacity within the partnership team has been found to pick this up.</p>					
Action & Progress Update	Outcomes	Q1 Rating	Q2 Rating	Q3 Rating	Q4 Rating
<p><b>Develop a District Wide Anti Social Behaviour &amp; Hate Crime Policy</b></p> <p><b>Q1</b> – It was agreed at the Housing, Crime and Partnerships Scrutiny Committee that an ASB Working Group would be set up to progress the development of a corporate ASB Policy.</p> <p>Nominated elected members are: Cllr Paul Snape, Cllr Mike Hoare, Cllr Zaphne Stretton, Cllr Alan Pearson and Cllr Alan Dean.</p> <p>Partners will also be invited to be part of this sub group.</p> <p><b>Q2</b> - The first meeting of the ASB sub group met Monday 9th October from 16.00.</p> <p>The Partnership Team are currently looking at both Tamworth and Lichfield's policy which are held up as best practice across Staffordshire for the corporate ASB policy.</p> <p>One of the elements of the policy will include collective serving of Community Protection Notice Warning (CPNW) Letters &amp; Community Protection Notices (CPNs) on partnership headed paper. The notice or letter will be deemed to be served by all partners and it is their collective responsibility to collect any evidence of breach. The onus on serving the paperwork would still sit with Police, Housing, Env Health but the response to issues being addressed under the Community Safety Hubs authority.</p>	<ul style="list-style-type: none"> <li>• Consistent approach to handling reports of anti social behaviour</li> <li>• Managing Partner expectations</li> <li>• Number of ASB Victims and witnesses supported</li> <li>• Increased reassurance</li> <li>• Number of referrals and from where</li> </ul>				



<p>The corporate policy will demonstrate good partnership working and multi-agency opinions would hopefully ensure that the terms of any notices were proportionate and practical.</p> <p>Additionally, it would solve our ongoing issues re: accurate monitoring of who has received such notices, whilst also raising greater awareness amongst partners to assist with evidencing breaches.</p> <p><b>Q3</b> – A draft ASB Policy has been circulated to key partners both internally and externally. We are awaiting feedback, comments and amends from all parties.</p> <p><b>Q4</b> – Feedback and comments have been received from WMT however this policy is now on hold due to the need for further discussions at a senior level.</p>					
<p><b>Action &amp; Progress Update</b></p>	<p><b>Outcomes</b></p>	<p>Q1 Rating</p>	<p>Q2 Rating</p>	<p>Q3 Rating</p>	<p>Q4 Rating</p>
<p><b>Raise awareness of the Community Trigger by providing workshops for staff, members and partners.</b></p> <p><b>Q1</b> – Identified training provider, training to be schedule Q3.  <b>Q2</b> - Identified training provider, training to be schedule Q3.  <b>Q3</b> - There has been a delay due to capacity  <b>Q4</b> – There has been a delay due to capacity</p>	<p>Increased awareness and use of the Community Trigger.</p>				









**Summary of Progress in Delivering Projects/Actions:**

				<b>No Rating</b>
Project completed	Project on target	Project Timeline/scope/target date requires attention. Alterations considered by leadership team	Project aborted/ closed	
<p>0</p> <p>0%</p>	<p>4</p> <p>80%</p>	<p>1</p> <p>20%</p>	<p>0</p> <p>0%</p>	<p>0</p> <p>0%</p>







**Environment Priority Delivery Plan 2017-18 End of Year Performance Update**

	Quarter 1	Quarter 2	Quarter 3	Quarter 4	Target-Achieved/ Trend	Performance compared to 2015/16
<b>Cleaner and safer environments: Striving for cleaner, greener and attractive public environments across the District</b>						
Percentage of household waste recycled	<b>47.5%</b> Confirmed - Waste Dataflow Figure	<b>51.8%</b> Confirmed - Waste Dataflow Figure	<b>38.6%</b> Confirmed - Waste Dataflow Figure	<b>36.5%</b> NB: Figure based on estimated SCC residual and Material Recycling Facility output tonnages	Target - 50% Actual – <b>44.1%</b>	 2015/16 –51.49%
Residual household waste collected	<b>5,666.55 Tonnes</b> Confirmed - SCC residual tonnage	<b>4,946.59 Tonnes</b> Confirmed - SCC residual tonnage	<b>5,633.65 Tonnes</b> Confirmed - SCC residual tonnage	<b>4,953.50 Tonnes</b> NB: Figure based on estimated SCC residual tonnages	<20,000 Tonnes – 2017.18 - <b>21,200 Tonnes</b>	 2015/16 -18,752
Number of fly tipping incidents	<b>123</b>	<b>121</b>	<b>81</b>	<b>100</b>	No target - this is a measure only 2017.18 – <b>425</b> 2016.17 - 484	Not reported in 2015/16

Strategic Objective					
Striving for cleaner, greener and attractive public environments across the District					
Action & Progress Update	Outcomes	Q1 Rating	Q2 Rating	Q3 Rating	Q4 Rating
<p><b>Explore delivery options for a new cemetery site</b></p> <p>There are no actions due in the first quarter of this year. The action to determine core operational requirements for the proposed new cemetery has been specifically included in the work programme for the Health Culture and Environment Scrutiny Committee during 2017-18 and their meeting to be held in November 2017.</p> <p><b>Quarter 2</b> Core requirements have been drafted for the new cemetery and are on track for the Health Culture and Environment Scrutiny Committee during 2017-18 and their meeting to be held in November 2017.</p> <p><b>Quarter 3</b> Core requirements and future approach were considered and agreed by Health Culture and Environment Scrutiny Committee on 6<sup>th</sup> November 2017 with the aim of soft market testing during Quarter 4.</p> <p><b>Quarter 4</b> Soft market testing undertaken in February 2018 and outcomes reported to Health, Culture and Environment Scrutiny Committee in March 2018</p>					
<p><b>Declare Air Quality Management Area (AQMA) no. 3 Five Ways Island, Heath Hayes.</b></p> <p><b>Quarter 1 – AQMA to be declared and operational</b></p> <p><b>Quarters 2, 3 and 4 - There are no specific actions identified in these quarters.</b></p>					

**Summary of Progress in Delivering Projects/Actions:**

				<b>No Rating</b>
Project completed	Project on target	Project Timeline/scope/target date requires attention. Alterations considered by leadership team	Project aborted/ closed	
<p>1</p> <p>33.3%</p>	<p>2</p> <p>66.6%</p>	<p>0</p> <p>0%</p>	<p>0</p> <p>0%</p>	<p>0</p> <p>0%</p>