










Housing, Crime and Partnerships PDP 2017-18 Q3 Performance Update

	Quarter 1	Quarter 2	Quarter 3	Quarter 4	Annual Total	Annual Target	Target Achieved / Trend
More and better housing: Increasing the supply of affordable housing							
Additional affordable housing	76	33	27			160	
More and better housing: Planning for the housing needs of the District							
Number of affordable dwellings secured through S106 agreements	0	0	0			45	

Strategic Objective						
Increasing the supply of affordable housing						
Action & Progress Update	Outcomes	Q1 Rating	Q2 Rating	Q3 Rating	Q4 Rating	
<p>Progress the redevelopment of the Reema flats on the Moss Road Estate, Chadsmoor</p> <p>Scheme has progressed well and is currently ahead of programme. During Q2 there were 10 completions, with only a further 4 properties left to complete from the total of 65 properties for affordable rent by the Council.</p> <p>All 65 properties have now been handed over and let. The last 4 were completed in Q3.</p> <p>The full scheme is still expected to complete at the end of Q4, with works to the small Play Area and Public Open Space, and environmental improvements to existing flats to be finished.</p>	<ul style="list-style-type: none"> Meet the need for additional affordable housing Increase the Council's housing stock Complete the implementation of the Moss Road Estate Regeneration Strategy. Enhance the appearance of the Moss Road Estate Provide local employment and training opportunities 					

ITEM NO. 6.2

Action & Progress Update	Outcomes	Q1 Rating	Q2 Rating	Q3 Rating	Q4 Rating
<p>Progress the redevelopment of 25 properties on former garage sites and other areas of Council owned land.</p> <p>Scheme is currently on programme, with four sites started on site.</p> <p>At the end of 2016/17 Cabinet gave approval for the scheme to be extended to 39 properties on 11 sites, with the use of GBSLEP Unlocking Housing Sites Fund. Planning permission was granted for a further six sites during Q1. Construction was ongoing in Q2 and 3.</p> <p>23 properties are expected to be completed (on six sites) by the end of 2017/18.</p>	<ul style="list-style-type: none"> • Meet the need for additional affordable housing • Increase the council's housing stock • Enhance the appearance of the Council's housing estates 				

Strategic Objective																										
Improving the Council's social housing stock and raising standards in the private rented sector																										
Action & Progress Update	Outcomes	Q1 Rating	Q2 Rating	Q3 Rating	Q4 Rating																					
<p>Implement a range of improvements works as provided for in the 2017-18 HRA Capital Programme.</p> <p>Programmes are either on target or just slightly behind the profiled targets, with the exception of double glazing which is due to finish in 2017/18, but it is envisaged each programme will be achieved.</p> <table border="1" data-bbox="147 1002 1200 1321"> <thead> <tr> <th data-bbox="147 1002 913 1075">Programme</th> <th data-bbox="913 1002 1055 1075">Annual Target</th> <th data-bbox="1055 1002 1200 1075">Total at Q3</th> </tr> </thead> <tbody> <tr> <td data-bbox="147 1075 913 1118">No. of properties having gas heating replaced</td> <td data-bbox="913 1075 1055 1118" style="text-align: center;">275</td> <td data-bbox="1055 1075 1200 1118" style="text-align: center;">223</td> </tr> <tr> <td data-bbox="147 1118 913 1161">No. of properties benefitting from external envelope work</td> <td data-bbox="913 1118 1055 1161" style="text-align: center;">635</td> <td data-bbox="1055 1118 1200 1161" style="text-align: center;">429</td> </tr> <tr> <td data-bbox="147 1161 913 1204">No. of properties benefitting from electrical upgrading works</td> <td data-bbox="913 1161 1055 1204" style="text-align: center;">600</td> <td data-bbox="1055 1161 1200 1204" style="text-align: center;">438</td> </tr> <tr> <td data-bbox="147 1204 913 1248">No. of properties benefitting from kitchen replacement</td> <td data-bbox="913 1204 1055 1248" style="text-align: center;">60</td> <td data-bbox="1055 1204 1200 1248" style="text-align: center;">47</td> </tr> <tr> <td data-bbox="147 1248 913 1291">No. of properties benefitting from bathroom upgrade</td> <td data-bbox="913 1248 1055 1291" style="text-align: center;">260</td> <td data-bbox="1055 1248 1200 1291" style="text-align: center;">179</td> </tr> <tr> <td data-bbox="147 1291 913 1329">No. of properties benefitting from double glazing works</td> <td data-bbox="913 1291 1055 1329" style="text-align: center;">525</td> <td data-bbox="1055 1291 1200 1329" style="text-align: center;">556</td> </tr> </tbody> </table>	Programme	Annual Target	Total at Q3	No. of properties having gas heating replaced	275	223	No. of properties benefitting from external envelope work	635	429	No. of properties benefitting from electrical upgrading works	600	438	No. of properties benefitting from kitchen replacement	60	47	No. of properties benefitting from bathroom upgrade	260	179	No. of properties benefitting from double glazing works	525	556	<ul style="list-style-type: none"> • Meet the needs and aspirations of the Council's tenants. • Maintain the Council's housing stock to the Decent Homes standard. • Reduce the need for responsive repairs • Improve the energy efficiency of the Council's housing stock • Enhance the appearance of the Council's housing estates. 				
Programme	Annual Target	Total at Q3																								
No. of properties having gas heating replaced	275	223																								
No. of properties benefitting from external envelope work	635	429																								
No. of properties benefitting from electrical upgrading works	600	438																								
No. of properties benefitting from kitchen replacement	60	47																								
No. of properties benefitting from bathroom upgrade	260	179																								
No. of properties benefitting from double glazing works	525	556																								







ITEM NO. 6.3







	Quarter 1	Quarter 2	Quarter 3	Quarter 4	Annual Total	Annual Target	Target Achieved / Trend
Cleaner and safer environments: Working with partners to foster safer and stronger communities							
Satisfaction with local area (Feeling the Difference Survey)							
Committed Crime Over Time (Variation) All crime groupings – Acquisitive crime, Violence against the person, Sexual Offences, Police generated crime and oth	Q1 (24.07.17) Previous 12 months = 5,673 Last 12 months = 6,506 Change Over 12 Months = 15% increase (833) For information only, data provided by Staffs Police.	Q2 (10.10.17) Previous 12 months = 5,828 Last 12 months = 6,730 Change Over 12 Months = 15% increase (902) For information only, data provided by Staffs Police.	Q3 (19.01.18) Previous 12 months = 5,967 Last 12 months = 6,782 Change Over 12 Months = 14% increase (815) For information only, data provided by Staffs Police.				These are all measures only and will be reported quarterly.
ASB Incidents Over Time (Variation) – Police data	Q1 (24.07.17) Previous 12 months = 3,235 Last 12 months = 2,914 Change over 12 Months = -10% reduction (-321)	Q2 (10.10.17) Previous 12 months = 3,108 Last 12 months = 3,062 Change over 12 Months = -1% reduction (-46)	Q3 (19.01.18) Previous 12 months = 2,957 Last 12 months = 3,179 Change over 12 Months = 8% (222)				




ITEM NO. 6.4

<p>ASB – Number of referrals to ASB Champion – Victim Support data</p>	<p>Q1 - 15 on going cases, 6 closed cases 2 x Council referrals 4 x Police referrals 6 x Self referrals 3 x Other agencies 19 victims and vulnerabilities identified 1 x case declined due to out of area</p>	<p>Q2 – 13 on going cases, 13 closed cases 6 x Council referrals 1 x Police referrals 5 x Self referrals 0 x Other agencies 19 victims and vulnerabilities identified 2 x case declined due to out of area</p>	<p>Q3 – on going cases 4, 18 closed cases 5 x Council Referrals 0 x Police referrals 3 x Self Referrals 1 x Other 13 victims and vulnerabilities identified 1 x case declined</p>				
<p>Hate Crime Incidents Over Time (Variation) – Police data</p>	<p>Q1 (24.07.17) Previous 12 months = 89 Last 12 months = 100 Change over 12 Months = 12% Increase (11)</p>	<p>Q2 (10.10.17) Previous 12 months = 88 Last 12 months = 116 Change over 12 Months = 32% Increase (28)</p>	<p>Q3 (19.01.18) Previous 12 months = 90 Last 12 months = 123 Change over 12 Months = 33% Increase (33)</p>				





<p>Hate Crime – Number of self referrals to CACH – CACH data agreements</p>	<p>Q1 24 Individuals from Cannock Chase District reported approx. 120 incidents, The motivation behind these incidents were thought to be: 1 Religion 2 Sexual Orientation 2 Disability – Physical 3 Disability – Learning 17 Race (1 individual thought they were targeted for reasons of race and religion)</p>	<p>Q2 33 Individuals from Cannock Chase District reported approx. 150 incidents, The motivation behind these incidents were thought to be: 3 Religion 2 Sexual Orientation 2 Disability – Physical 1 Disability – Learning 24 Race 3 Gender Identity 1 Mental Health (2 individuals felt that they were targeted for more than 1 reason).</p>	<p>Q3 29 Individuals from Cannock Chase District reported approx. 110 incidents, The motivation behind these incidents were thought to be: Race 20 Sexual Orientation 4 Disability Learning 2 Disability Physical 2 Religion 1 Gender ID 1 (1 person felt they were targeted for reasons on their sexual orientation and race)</p>				
-----------------------------------------------------------------------------	-------------------------------------------------------------------------------------------------------------------------------------------------------------------------------------------------------------------------------------------------------------------------------------------------------------------------------------------------------------------------------------------------------------	-----------------------------------------------------------------------------------------------------------------------------------------------------------------------------------------------------------------------------------------------------------------------------------------------------------------------------------------------------------------------------------------------------------------------------------------------------------------------	------------------------------------------------------------------------------------------------------------------------------------------------------------------------------------------------------------------------------------------------------------------------------------------------------------------------------------------------------------------------------------------------------------------------------------------------------------	--	--	--	--

Strategic Objective					
Working with partners to foster safer and stronger communities					
Action & Progress Update	Outcomes	Q1 Rating	Q2 Rating	Q3 Rating	Q4 Rating
<p>Explore the feasibility of introducing charges for CCTV evidence requested by Staffordshire Police and insurance companies</p> <p>Q1 – This action has not been progressed due to focusing on the procurement of the new CCTV Control Room. During Q2 the level of information requested from the police will be collated to enable us to calculate the cost to inform discussions regarding the feasibility of charges.</p> <p>Q2 - The level of information requested from the police has been collated, work is underway to calculate the cost to inform discussions regarding the feasibility of charges. There has been a delay due to capacity. A meeting with Staffs Police (Digital Services Manager) scheduled to discuss Technology, Systems and Partnerships 20.10.17</p> <p>Q3 - CCTV Police Reviews data is being collected July 2017 – 32 October 2017 – 34 August 2017 – 39 November 2017 – 37 September 2017 – 38 December 2017 – 27 Due to the relocation of the CCTV Control Room progress on identifying the cost of these reviews has been delayed.</p>	FRP option				
<p>Explore offer from West Midlands CA (Transport for WM) re CCTV provision</p> <p>Q1 – This action is on hold until the procurement of the new CCTV Control Room has been completed.</p> <p>Q2 - This action is on hold until the procurement of the new CCTV Control Room has been completed.</p> <p>Q2 - This action is on hold until the procurement of the new CCTV Control Room has been completed.</p>	FRP option				

Action & Progress Update	Outcomes	Q1 Rating	Q2 Rating	Q3 Rating	Q4 Rating
<p>Lead and roll-out the “Let’s Work Together” project across the District</p> <p>Q1 - A Let’s Work Together Event took place on Monday 3rd July 2017 in the Ballroom at Cannock Chase Council. The theme of the event was children and young people, highlighting one of the priorities of the Chase Community Partnership.</p> <p>38 partners attended the event, many of which promoted their organisations in the marketplace.</p> <p>Q2 – A review of the resources used in Let’s Work Together to ensure the services and agencies signposted to are still in existence, as there has been many commissioning changes across the county.</p> <p>The plan moving forward is to look at common trends emerging from the Community Safety Hub to ensure we are focusing on the local need and challenges that are posed in our District.</p> <p>Q3 - Let’s Work Together resources have been reviewed and updated.</p> <p>Reviewed information will be circulated to all partners which include warning signs and contact / signposting information.</p>	<p>The programme will be designed to deliver against the Cannock Chase LSP priorities.</p>				
<p>Develop a District Wide Anti Social Behaviour & Hate Crime Policy</p> <p>Q1 – It was agreed at the Housing, Crime and Partnerships Scrutiny Committee that an ASB Working Group would be set up to progress the development of a corporate ASB Policy.</p> <p>Nominated elected members are: Cllr Paul Snape, Cllr Mike Hoare, Cllr Zaphne Stretton, Cllr Alan Pearson and Cllr Alan Dean.</p> <p>Partners will also be invited to be part of this sub group.</p>	<ul style="list-style-type: none"> • Consistent approach to handling reports of anti social behaviour • Managing Partner expectations • Number of ASB Victims and witnesses supported • Increased reassurance • Number of referrals and from where 				

<p>Q2 - The first meeting of the ASB sub group met Monday 9th October from 16.00.</p> <p>The Partnership Team are currently looking at both Tamworth and Lichfield’s policy which are held up as best practice across Staffordshire for the corporate ASB policy.</p> <p>One of the elements of the policy will include collective serving of Community Protection Notice Warning (CPNW) Letters & Community Protection Notices (CPNs) on partnership headed paper. The notice or letter will be deemed to be served by all partners and it is their collective responsibility to collect any evidence of breach. The onus on serving the paperwork would still sit with Police, Housing, Env Health but the response to issues being addressed under the Community Safety Hubs authority.</p> <p>The corporate policy will demonstrate good partnership working and multi-agency opinions would hopefully ensure that the terms of any notices were proportionate and practical. Additionally, it would solve our ongoing issues re: accurate monitoring of who has received such notices, whilst also raising greater awareness amongst partners to assist with evidencing breaches.</p> <p>Q3 – A draft ASB Policy has been circulated to key partners both internally and externally. We are awaiting feedback, comments and amends from all parties.</p>					
<p>Action & Progress Update</p>	<p>Outcomes</p>	<p>Q1 Rating</p>	<p>Q2 Rating</p>	<p>Q3 Rating</p>	<p>Q4 Rating</p>
<p>Raise awareness of the Community Trigger by providing workshops for staff, members and partners.</p> <p>Q1 – Identified training provider, training to be schedule Q3. Q2 - Identified training provider, training to be schedule Q3. Q3 - There has been a delay due to capacity</p>	<p>Increased awareness and use of the Community Trigger.</p>				

Summary of Progress in Delivering Projects/Actions:

				No Rating
Project completed	Project on target	Project Timeline/scope/target date requires attention. Alterations considered by leadership team	Project aborted/ closed	
0 0%	7 87.5%	1 12.5%	0 0%	0 0%