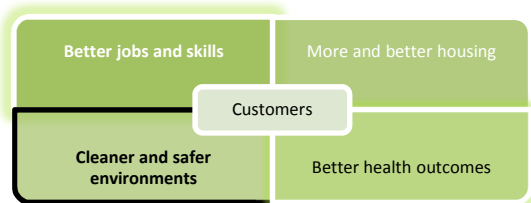






Cleaner and Safer Environments PDP (Community Safety Section) Quarter 1 Performance 2016-17







		Target Achieved / Trend against 15/16																		
Cleaner and safer environments: Working with partners to foster safer and stronger communities																				
Satisfaction with local area																				
Total recorded crime	<table border="1"> <thead> <tr> <th></th> <th>12 Months Ending 20.07.15</th> <th>12 Months Ending 20.07.16</th> <th>% Change</th> </tr> </thead> <tbody> <tr> <td>Total Victim Crime</td> <td>5153</td> <td>5519</td> <td>7.1%</td> </tr> <tr> <td>Total Police Generated Crime</td> <td>255</td> <td>215</td> <td>-15.7%</td> </tr> <tr> <td>Total Crime</td> <td>5408</td> <td>5734</td> <td>6.0%</td> </tr> </tbody> </table>				12 Months Ending 20.07.15	12 Months Ending 20.07.16	% Change	Total Victim Crime	5153	5519	7.1%	Total Police Generated Crime	255	215	-15.7%	Total Crime	5408	5734	6.0%	
	12 Months Ending 20.07.15	12 Months Ending 20.07.16	% Change																	
Total Victim Crime	5153	5519	7.1%																	
Total Police Generated Crime	255	215	-15.7%																	
Total Crime	5408	5734	6.0%																	
<p><u>Total Victim Crime</u> – Acquisitive crimes, Violent Crimes, Sexual Offences, Public Order</p> <p><u>Total Police Crime</u> – Drug Offences, Handling Stolen Goods, Possession of weapons</p>																				

Strategic Objective					
Working with partners to foster safer and stronger communities					
Action & Progress Update	Outcomes	Q1 Rating	Q2 Rating	Q3 Rating	Q4 Rating
<p>To review all CCTV Cameras in the District</p> <p>Invitations to quote have been issued and are on track to be evaluated in Quarter 2 (2016-17)</p>	<p>Review the condition of all security cameras in the district, their best location and whether it is possible to transfer to wireless operation</p>				
<p>To manage and implement the PREVENT action plan</p> <p>As part of the PREVENT Action Plan emails were sent out to WMT (3/2/16 and 17/2/16) offering Prevent training. 3 Workshops to Raise Awareness of Prevent (WRAP) with a total of 26 staff attending, and 3 Prevent briefings with a total of 18 staff have been delivered.</p> <p>The departments that have received training are Environmental Health (Environmental Protection, Food Safety, Private Sector Housing and Partnerships & Communications), and Housing (Housing Options, Housing Maintenance and Housing Repairs).</p> <p>Work with HR has taken place to identify staff who require training in accordance with their job role. KV will be doing further work to address this.</p> <p>Entrust have been commissioned by the Prevent Board to produce resources for schools around extremism and preventing radicalisation. There is currently consultation taking place in schools. These resources will be available and rolled out in schools in the Autumn term of 2016.</p>	<p>Successful delivery of the Prevent Action plan</p>				
<p>Partnership Website, social media development & launch</p> <p>The Partnership Website is currently being updated by the Partnerships and Communications Team and will be launched later in the year.</p>					

Action & Progress Update	Outcomes	Q1 Rating	Q2 Rating	Q3 Rating	Q4 Rating
<p>Lead and roll-out the “Let’s Work Together” project across the District</p> <p>This project will provide service managers and home visitors with the tools, training and skills they need to provide the ‘eyes and ears’ for partner organisations, and offer a wider range of support and signposting to local people to help them live healthy, safe and independent lives.</p> <p>A LWT training event took place at CCDC on 16th May 2016. 67 partners both internally and externally, including the voluntary sector attended. The event was very successful and covered the following modules:</p> <ul style="list-style-type: none"> - Hate Crime - Hoarding - Debt - Child Sexual Exploitation - Modern Day Slavery <p>The event was well received and the feedback very positive. A full evaluation will be prepared. A further event will be arranged as appropriate.</p>	<p>Training delivered to front line staff and managers of Council and other partners services resulting in:</p> <ul style="list-style-type: none"> •Reduced risks for Individuals/families, allowing them to lead safe, healthy, and independent lives. •Practitioners knowing how to get the right services and support in place. •Organisations getting improved value for money 				

Summary of Progress in Delivering Projects/Actions:

				No Rating
Project completed	Project on target	Project Timeline/scope/target date requires attention. Alterations considered by leadership team	Project aborted/closed	
0 0%	4 100%	0 0%	0 0%	0 0%