

Report of:	Head of Governance
Contact Officer:	R Lamond
Telephone No:	X4598
Portfolio Leader:	Environment
Key Decision:	No
Report Track:	[xxxxx]

ENVIRONMENT SCRUTINY COMMITTEE
24th FEBRUARY 2016
QUARTER 3 PERFORMANCE REPORT

1 Purpose of Report

- 1.1 To provide Members with a progress report on the performance of the Council in relation to the “Environment” actions and indicators set out in the “Cleaner and Safer Environment” Priority Delivery Plan for 2015/16.

2 Recommendations

- 2.1 That Environment Scrutiny Committee note the performance information relating to the “Environment” section of the Cleaner and Safer Environment in Quarter 32 as detailed at Appendix 1.
- 2.2 That the Committee notes the actions and indicators which are rated Yellow, Orange or Red and the associated commentary/remedial action proposed by the Lead Officer, and determines whether any further information or explanation is required to assist Members in their Scrutiny function.

3 Key Issues and Reasons for Recommendation

- 3.1 Information for performance actions and indicators for Quarter 3 (October – December) is included in Appendix 1. The ratings provided for these items indicate that 100% of targets have been achieved or are on target for success.






4 Relationship to Corporate Priorities

- 4.1 This report supports the Council's Corporate Priorities as follows:
- (i) The indicators and actions contribute individually to the Council's Strategic Objectives as set out in the Corporate Plan 2015-18.

5 Report Detail

- 5.1 The Council's Corporate Plan 2015-18 was approved by Cabinet on 23 June 2015, superseding the previous Corporate Plan for 2011-14 and setting out the revised mission, priorities and strategic objectives of Cannock Chase District Council for the next three years.
- 5.2 The supporting Priority Delivery Plans (PDPs) are the annual documents that set out how the Council will achieve progress against its strategic objectives; these plans establish the actions, performance measures and timetables for delivery that are the basis of the Council's quarterly and annual performance reporting framework.
- 5.3 The "Cleaner and Safer Environment" PDP includes "Direction of Travel" performance indicators (PIs) and actions outlining the significant projects and initiatives being undertaken by the Council in regard to the strategic objective: "Striving for cleaner, greener and attractive public environments across the District".
- 5.4 These measures and the relevant ratings and commentary provided by Lead Officers are included in Appendix 1. The actions and PIs are rated according to the system illustrated below, and at the end of Quarter 3 100% of actions are rated as completed or on target and 100% indicators are being achieved.

5.5

					
	Project completed	Project on target	Project scope/target date requires attention. Alterations considered by Leadership Team.	Project requires amendment. Alterations considered by Cabinet.	Project aborted/ closed
Performance Indicators	-	2 100%	-	-	-
Actions	2 40%	3 60%	0 0%	0 0%	0 0%

6 Implications

6.1 Financial

There are no direct financial implications arising from the report.

The financial management of the PDPs is standard in accordance with Financial Regulations and any measure to address a performance shortfall as reflected in a PDP report will require compensatory savings to be identified in the current year and be referred to the Delivering Change Process for additional resources in future years.

6.2 Legal

None

6.3 Human Resources

None

6.4 Section 17 (Crime Prevention)

None

6.5 Human Rights Act

None

6.6 Data Protection

None

6.7 Risk Management

None

6.8 Equality & Diversity

None

6.9 Best Value

None

7 Appendices to the Report

Appendix 1

Environment section of Cleaner and Safer
Environment 2015/16 PDP Performance Report
Quarter 3

Previous Consideration

Background Papers