

What we said we'd achieve in 2013/14

Priority Outcome: Place – Improved Living Environment




Environment

Quarter 2


How are we doing so far?

We said we would: Increase the reuse and recycling of waste

By:

<p>Reduce the amount of residual waste per household as stated for CCDC within the Staffordshire Waste Action Plan</p> <p>Activity in accordance with indicator (Environment) 1.</p>	
<p>Increase volumes of waste recycled in line with the targets as stated for CCDC within the Staffordshire Waste Action Plan</p> <p>Activity in accordance with indicator (Environment) 2.</p>	
<p>Undertake an information & motivational campaign to increase recycling</p> <p>Road shows and school visits have continued to be undertaken.</p> <p>Dry recycling during Quarter 2 was 2707 tonnes compared to 2640 tonnes during the equivalent quarter in 2012-13; an increase of 67 tonnes. Garden waste was 2923 tonnes compared to 3205 during 2012-13; a decrease of 282 tonnes. The decrease results from the dryer 2013-14 summer which reduced the need for grass cutting.</p>	

As Performance Measures:

<p><u>Place (Environment) 1</u></p> <p>Residual household waste per household - Target 412 Kg</p> <p>Estimated at 115 kg per household during Quarter 2, prior to Staffordshire County Council publishing the final figures. (Cumulative for 2013-14 at end of second Quarter – 222 kg)</p>	
---	---

Place (Environment) 2**% of Household waste sent for re-use, recycling and composting – Target 54%**

Estimated at 56.11% prior to Staffordshire County Council publishing the final figures for the Quarter (cumulative for 2013-14 at end of second Quarter – 56.36%).

**We said we would: Manage Council owned Flood Risk sites****By:****Inspect and Monitor all Flood Risk sites within the district each month and during periods of heavy rain**

All flood risk sites were inspected monthly during the quarter.

**We said we would: Respond to service requests, investigate complaints and take appropriate action.****Respond to requests for service.****As Performance Measures:****Respond to 95% of requests for service within the required timescale – 24 hours, 3 days or 5 days.**

In quarter 2 the Environmental Protection Team achieved the following response times:







24 hours - 100%

3 days - 96%

5 days - 96%

**We said we would: Improve air quality and contaminated land.****Finalise the Air Quality Management Area action plan.**

As Performance Measures:

<p>Produce a final version and secure Council approval of the Air Quality Management Area action plan</p> <p>Action Plan completed and has undergone a public consultation exercise. Council approval to be sought at the December Council meeting.</p>	
<p>Submit bids within funding windows announced by Central Government</p> <p>Two funding bids were submitted but were not successful in gaining funding. This is due to a combination of factors. Firstly, the amount of money available from central government has been cut requiring the criteria to be made more stringent. Cannock Chase Council has previously submitted a number of successful bids and gained funding. All of the high risk sites in the District have already been successfully dealt with.</p>	
<p>Use funding from successful bids to commission site investigations</p> <p>No government funding has been made available. Details are awaited of when the next funding round will open and what the eligibility criteria will be.</p>	
<p>Complete progress report of air quality in the District and submit to DEFRA for approval</p> <p>Progress report completed and submitted.</p>	
<p>Complete a 'further assessment' of air quality (subject to approval of Detailed Assessment by DEFRA) and consult on the draft plan</p> <p>Due within 12 months of approval of AQMA Action Plan.</p>	
<p>Undertake public consultation on the Draft Action Plan</p> <p>Completed.</p>	

We said we would: Deliver programmed Environmental Enforcement Actions.

Produce, gain approval for and then deliver an Environmental Enforcement Action Plan.



As Performance Measures:

Produce and gain approval for an Environmental Enforcement Action Plan

The Environmental Enforcement Action Plan was agreed at the Environment PDC on the 22nd August 2013.



Deliver actions to required timescales

The agreed actions are being delivered in accordance with the required timescales.



We said we would: Administer applications for licences, permits and registrations.

Processes and procedures in place for the effective Operation of the Licensing function.



As Performance Measures:

Process 95% of applications within the required timescale

In quarter 2 100% of applications were processed within the required timescales.



We said we would: Contribute to ensuring good standards of buildings and making safe dangerous structures.

Ensure reported dangerous structures are inspected and where necessary made safe.



Provide a high quality, customer focused service.



As Performance Measures:

Average number of interventions to ensure building regulation compliance per project plan assessment or individual site visit

REPORTED ANNUALLY

This is recorded annually after quarter 3

% of reported dangerous structures that are assessed and course of action determined within 2 whole working days following receipt of notification



86%

% of full plans applications that are assessed within 15 working days of receipt



75%

% of customers satisfied or very satisfied with the service



100%