



Please ask for: Matt Berry

Extension No: 4589

E-Mail: mattberry@cannockchasedc.gov.uk

20 November 2020

Dear Councillor,

Audit & Governance Committee
4:00pm, Monday 30 November 2020
Meeting to be held via Remote Access

You are invited to attend this meeting for consideration of the matters itemised in the following Agenda.

Yours sincerely,

T. McGovern
Managing Director

To: Councillors

Stretton, Mrs. P.Z. (Chairman)
Jones, Mrs. V. (Vice-Chairman)

Cartwright, Mrs. S.M. Todd, Mrs. D.M.
Fisher, P.A. Woodhead, P.E.
Hughes, R.J.

A G E N D A

PART 1

1. Apologies

2. Declarations of Interests of Members in Contracts and Other Matters and Restriction on Voting by Members

To declare any personal, pecuniary or disclosable pecuniary interests in accordance with the Code of Conduct and any possible contraventions under Section 106 of the Local Government Finance Act 1992.

3. Minutes

To approve the Minutes of the meeting held on 29 June 2020 (enclosed).

4. The Audit Findings for Cannock Chase District Council 2019/20

Report of the External Auditors (Item 4. – To Follow)

5. External Audit of the Statement of Accounts 2019/20

Report of the Head of Finance (Item 5.1 – 5.7).

6. Statement of Accounts 2019/20

Report of the Head of Finance (Item 6.1 – 6.6 + Statement of Accounts Booklet, included as Appendix 1 to the Report).

7. Annual Treasury Management Report 2019/20

Report of the Head of Finance (Item 7.1 – 7.13).

CANNOCK CHASE COUNCIL
MINUTES OF THE MEETING OF THE
AUDIT AND GOVERNANCE COMMITTEE
ON MONDAY 29 JUNE AT 4:00 P.M.
HELD VIA REMOTE ACCESS

PART 1

PRESENT:
Councillors

Stretton, Mrs. P.Z. (Chairman)
Jones, Mrs. V. (Vice-Chairman)
Cartwright, Mrs. S.M. Hughes, R.J.
Fisher, P.A. Woodhead, P.E.

Also present:

- John Farrar, Director, Grant Thornton (External Auditors)
- Hamze Samatar, Manager, Grant Thornton (External Auditors)

1. Apologies

None.

2. Declaration of Interests of Members in Contracts and Other Matters and Restriction on Voting by Members

No Declarations of Interests were made in addition to those already confirmed by Members in the Register of Members' Interests.

3. Minutes

That the Minutes of the meeting held on 3 December 2019 be approved as a correct record.

4. Internal Audit – Annual Report 2019/20

Consideration was given to the Report of the Chief Internal Auditor & Risk Manager (Item 4.1 – 4.25 of the Official Minutes of the Council).

The Chief Internal Auditor & Risk Manager reported that the Coronavirus pandemic had impacted upon the work of the Internal Audit team, advising that as many audits as possible had been completed remotely, but some had had to be delayed. Furthermore, the audit plan for 2020/21, which would have been approved at the cancelled meeting in March 2020, was in the process of being reviewed to take account of the changing risks being faced by the Council. The updated plan would be submitted to the Committee for consideration in due course.

In response to questions raised by Members concerning the 'limited assurance' given to the audit of the 'Management of Parks & Open Spaces' (as detailed in report Appendix 1A), the Chief Internal Auditor & Risk Manager advised that follow-up audits normally took place six months after the initial audit, with progress updates reported to the Committee and relevant timescales set out in actions plans to achieve the agreed recommendations. Furthermore, it was always aimed for recommendations to be implemented as quickly as possible, and it was expected that in respect of this audit, all actions should have been completed by now.

In response to a query from a Member concerning the 'IT Disaster and Backup Management' audit and the ICT related risks included in the Strategic Risk Register (SRR), the Head of Governance and Corporate Services advised that the two matters were not linked as the risks in the SRR were focussed on cyber security.

The Chief Internal Auditor & Risk Manager then advised that:

- A review undertaken of the Internal Audit function during the year had found it to be effective, with a few actions improvement, as set out in appendix 3 of the Annual Report;
- A 'partial assurance' rating had been given to the operation of the Council's governance arrangements. It had been noted that systems were generally operating ok, and although some areas needed work, no major problems with service delivery had been identified.
- 92% (24 out of 26) planned audits had been completed during the year, although as a result of the Covid-19 pandemic impacting upon the Council's services during the final quarter of the year, it had not been possible to complete all work in progress at that time.

In response to a query from a Member regarding the number of audits given a 'partial assurance' rating, the Chief Internal Auditor & Risk Manager advised that there were some concerns about this, but progress had been made in some areas towards completing agreed recommendations. A couple of services however required further follow-up audits to be undertaken.

In response to concerns raised by Members regarding the ongoing issue of Officer capacity across the Council, the Head of Governance and Corporate Services advised that she would report the Committee's concerns to Leadership Team.

RESOLVED:

That the Internal Audit Annual Report for 2019/20 be noted.

5. Strategic Risk Register

Consideration was given to the Report of the Head of Governance and Corporate Services (Item 5.1 – 5.21 of the Official Minutes of the Council).

The Head of Governance and Corporate Services advised that the strategic risk register was due to be considered by Cabinet for approval on 16 July, therefore minor changes may be required to the version presented to the Committee today.

The number of strategic risks had increased from 5 to 7, with the rationale for the changes set out in report paragraphs 5.6 and 5.7. A summary version of the updated register was shown in appendix 1, and the detailed register included at appendix 2. Some risks were still rated quite high at present due to current timescales linked to the response and recovery from the Covid-19 pandemic, and therefore could take longer to address.

In response to concerns raised by a Member that the right controls hadn't been applied for red rated risks C1 and C2, the Head of Governance and Corporate Services replied that it was too early to tell at this stage as the economic and financial positions of the Council and District were still unclear, and the general external environment was still unstable.

Furthermore, a request had been made by the Recovery Overview Board for monthly monitoring of the register to be undertaken, with quarterly updates reports present to Cabinet. These reports could also be circulated to the Committee for reference.

RESOLVED:

That the draft Strategic Risk Register and progress made in the identification and management of the strategic risks be noted.

6. Annual Governance Statement 2019/20

Consideration was given to the Report of the Head of Governance and Corporate Services (Item 6.1 – 6.20 of the Official Minutes of the Council).

The Head of Governance and Corporate Services advised that:

- The Statement mainly covered the 2019/20 financial year, but provided an element of forward planning to take account of the impact of Covid-19;
- It had not been practical to seek individual written assurances from each Head of Service this time, but Leadership Team as a whole had been consulted on the draft version of the Statement;
- A 'reasonable assurance' had been given for the operation of the Council's governance framework (section 5.1 of the Statement);
- Section 6 of the Statement set out the significant governance issues identified, noting that good progress had been made on returning the Council to normal democratic processes.
- In respect of the 2018/19 actions, these would be completed where possible, but it was not a priority to do so at this stage.

In response to a comment from a Member regarding a lack of specific timescales set for completion of actions identified, the Head of Governance and Corporate Services advised that it was not possible to set timescales at the moment, but this would be done in due course.

In response to a query from a Member regarding the assurances presented in the Internal Audit Annual Report and the Annual Governance Statement, the Head of Governance and Corporate Services advised that although different wording was used, the two were not at odds with each other. If Members found it helpful, then Officers could look at providing different terminology for next year's reporting.

RESOLVED:

That the Annual Governance Statement for 2019/20 be approved.

7. External Audit Plan Year Ending 31 March 2020 and Update

Consideration was given to the Report and Letter of the External Auditors (Item 7.1 – 7.6 of the Official Minutes of the Council).

Due to the cancellation of the March 2020 meeting of the Committee, the External Auditors provided a brief overview of the following matters covered in the External Audit Plan (a copy of which was displayed for Members in the meeting):

- Significant risks;
- Materiality;
- Value for Money arrangements;
- Audit logistics; and
- Independence.

The External Audit Plan update, as included in the papers for the meeting, introduced a new significant risk from those previously identified to reflect the impact on the Council of the Covid-19 pandemic. Due to the timing of the when the pandemic occurred, it was likely associated risks would feature more greatly in the plan for 2020/21.

In respect of the audit of the accounts, the timetable had now changed so that local authorities had until 31 August to have their draft versions prepared, and CCDC was well on course to meet that deadline. The deadline to complete the audit was now end of November, and a number of issues to consider as part of completing that work had been set out in the letter to the s151 Officer.

RESOLVED:

That the report and letter of the External Auditors be noted.

8. External Audit Updates and Items for Information

Consideration was given to the following documents submitted by the External Auditors for the Committee's information:

- Informing the Audit Risk Assessment (Item 8.1 – 8.30 of the Official Minutes of the Council);
- Closure and Audit of 2019/20 Accounts (Item 8.31 – 8.33 of the Official Minutes of the Council);

- Covid-19 and Local Government (Item 8.34 – 8.41 of the Official Minutes of the Council).

RESOLVED:

That the updates of the External Auditors be noted.

The meeting closed at 4:53 p.m.

CHAIRMAN

Report of:	Head of Finance
Contact Officer:	Emma Fullagar
Telephone No:	01543 464720
Report Track:	Audit & Gov Cttee: 30/11/20

**Audit and Governance Committee
30 November 2020
External Audit of the Statement of Accounts 2019/20**

1 Purpose of Report

- 1.1 To report the process for the approval of the audited statement of accounts for the financial year ended 31 March 2020.

2 Recommendations

- 2.1 That members note the contents of the report with reference to the separate reports elsewhere on the agenda covering:
- a) The Audit Findings for Cannock Chase District Council;
 - b) Statement of Accounts 2019/20.
- 2.2 Members approve the Management Representation letter (to be signed by the Chair on behalf of the Committee).

3 Key Issues and Reasons for Recommendation

- 3.1 The Accounts and Audit Regulations 2015 require that the Council's Statement of Accounts be approved by the Audit and Governance Committee.

4 Relationship to Corporate Priorities

- 4.1 The annual Statement of Accounts is an important part of the Council's corporate governance arrangements which cut across all of the Council's priorities.

5 Report Detail

- 5.1 The approval process for the Statement of Accounts requires the accounts to be certified by the Section 151 Officer (Head of Finance) by the 31 May as providing a true and fair view of the financial position of the Council as at the 31

March 2020. The accounts are then audited and considered by Audit and Governance Committee alongside the 'Audit Findings' report by 31 July 2020. However as published on the Councils website due to the impact of COVID 19 on local authorities revised dates were produced as follows

- Approve draft accounts 31 August 2020 (published 25 June 2020)
- Public Inspection period to start by no later than 1 September (started 29 June 2020)
- Publish final audited accounts 30 November 2020

5.2 External Auditors are required to report the matters arising from their audit of the financial statements via the 'Audit Findings' report to Audit and Governance Committee before they are able to provide an opinion which will enable the accounts to be published.

5.4 The Council's external auditors have a duty to report to those charged with governance those issues arising from the audit of the financial statements of Cannock Chase District Council.

5.5 The auditors who must provide a representation in terms of their integrity, objectivity and independence will review and report on the following issues:

- Qualitative aspects of financial reporting
- Misstatements within the accounts
- Material weaknesses in internal control

5.6 The contents of the report and in particular any misstatements and recommendations for future improvements are discussed with officers following the audit and the accounts amended accordingly.

5.7 The 'Audit Findings' report forms a separate item on the agenda and details the changes made and recommendations for performance improvement.

5.8 Members should note that the report also provides an assessment of the arrangements put in place to secure economy, efficiency and effectiveness in its use of resources (the Value for Money conclusion).

5.9 As part of the formal audit conclusion process, the Responsible Financial Officer is required to submit the attached Management Representation Letter (Appendix 1) to the Appointed Auditor having obtained acknowledgement by the Audit and Governance Committee.

6 Implications

6.1 Financial

None

6.2 **Legal**

None

6.3 **Human Resources**

None

6.4 **Section 17 (Crime Prevention)**

None

6.5 **Human Rights Act**

None

6.6 **Data Protection**

None

6.7 **Risk Management**

None

6.8 **Equality & Diversity**

None

6.9 **Best Value**

None

7 Appendices to the Report

Appendix 1 – Management Representation Letter

Management Representation Letter

John Farrar
Royal Liver Building
Liverpool
L3 1PS

CONTACT	Bob Kean
DIRECT DIAL	01543 464334
FAX	
EMAIL	bobkean@cannockchasedc.gov.uk
OUR REF	
YOUR REF	
DATE	30 November 2020

Dear Sirs,

Cannock Chase District Council - Financial Statements for the year ended 31 March 2020

This representation letter is provided in connection with the audit of the financial statements of Cannock Chase District Council for the year ended 31 March 2020 for the purpose of expressing an opinion as to whether the financial statements are presented fairly, in all material respects in accordance with International Financial Reporting Standards and the CIPFA/LASAAC Code of Practice on Local Authority Accounting in the United Kingdom 2019/20 and applicable law.

We confirm that to the best of our knowledge and belief having made such inquiries as we considered necessary for the purpose of appropriately informing ourselves:

Financial Statements

- i. We have fulfilled our responsibilities for the preparation of the Council's financial statements in accordance with International Financial Reporting Standards and the CIPFA/LASAAC Code of Practice on Local Authority Accounting in the United Kingdom 2019/20 ("the Code"); in particular the financial statements are fairly presented in accordance therewith.
- ii. We have complied with the requirements of all statutory directions affecting the Council and these matters have been appropriately reflected and disclosed in the financial statements.
- iii. The Council has complied with all aspects of contractual agreements that could have a material effect on the financial statements in the event of non-compliance. There has been no non-compliance with requirements of any regulatory authorities that could have a material effect on the financial statements in the event of non-compliance.
- iv. We acknowledge our responsibility for the design, implementation and maintenance of internal control to prevent and detect fraud.
- v. Significant assumptions used by us in making accounting estimates, including those measured at fair value, are reasonable. We are satisfied that the material judgements used in the preparation of the financial statements are soundly

based, in accordance with the Code and adequately disclosed in the financial statements.

- vi. We confirm that we are satisfied that the actuarial assumptions underlying the valuation of pension scheme assets and liabilities for IAS19 Employee Benefits disclosures are consistent with our knowledge. We confirm that all settlements and curtailments have been identified and properly accounted for. We also confirm that all significant post-employment benefits have been identified and properly accounted for.
- vii. Except as disclosed in the financial statements:
 - a. there are no unrecorded liabilities, actual or contingent
 - b. none of the assets of the Council has been assigned, pledged or mortgaged
 - c. there are no material prior year charges or credits, nor exceptional or non-recurring items requiring separate disclosure.
- viii. Related party relationships and transactions have been appropriately accounted for and disclosed in accordance with the requirements of International Financial Reporting Standards and the Code.
- ix. All events subsequent to the date of the financial statements and for which International Financial Reporting Standards and the Code require adjustment or disclosure have been adjusted or disclosed.
- x. We have considered the adjusted misstatements, and misclassification and disclosures changes schedules included in your Audit Findings Report. The financial statements have been amended for these misstatements, misclassifications and disclosure changes and are free of material misstatements, including omissions.
- xi. Actual or possible litigation and claims have been accounted for and disclosed in accordance with the requirements of International Financial Reporting Standards.
- xii. We have no plans or intentions that may materially alter the carrying value or classification of assets and liabilities reflected in the financial statements.
- xiii. The prior period adjustment disclosed in Note 30 to the financial statements is accurate and complete. There are no other prior period errors to bring to your attention.
- xiv. We have updated our going concern assessment and cashflow forecasts in light of the Covid-19 pandemic. We continue to believe that the Council's financial statements should be prepared on a going concern basis and have not identified any material uncertainties related to going concern on the grounds that current and future sources of funding or support will be more than adequate for the Council's needs. We believe that no further disclosures relating to the Council's

ability to continue as a going concern need to be made in the financial statements

Information Provided

- xv. We have provided you with:
 - a. access to all information of which we are aware that is relevant to the preparation of the financial statements such as records, documentation and other matters;
 - b. additional information that you have requested from us for the purpose of your audit; and
 - c. access to persons within the Council from whom you determined it necessary to obtain audit evidence via remote arrangements, in compliance with the nationally specified social distancing requirements established by the government in response to the Covid-19 pandemic.
- xvi. We have communicated to you all deficiencies in internal control of which management is aware.
- xvii. All transactions have been recorded in the accounting records and are reflected in the financial statements.
- xviii. We have disclosed to you the results of our assessment of the risk that the financial statements may be materially misstated as a result of fraud.
- xix. We have disclosed to you all information in relation to fraud or suspected fraud that we are aware of and that affects the Council, and involves:
 - a. management;
 - b. employees who have significant roles in internal control; or
 - c. others where the fraud could have a material effect on the financial statements.
- xx. We have disclosed to you all information in relation to allegations of fraud, or suspected fraud, affecting the financial statements communicated by employees, former employees, analysts, regulators or others.
- xxi. We have disclosed to you all known instances of non-compliance or suspected non-compliance with laws and regulations whose effects should be considered when preparing financial statements.
- xxii. We have disclosed to you the identity of the Council's related parties and all the related party relationships and transactions of which we are aware.
- xxiii. We have disclosed to you all known actual or possible litigation and claims whose effects should be considered when preparing the financial statements.

Annual Governance Statement

xxiv. We are satisfied that the Annual Governance Statement (AGS) fairly reflects the Council's risk assurance and governance framework and we confirm that we are not aware of any significant risks that are not disclosed within the AGS.

Narrative Report

xxv. The disclosures within the Narrative Report fairly reflect our understanding of the Council's financial and operating performance over the period covered by the financial statements.

Approval

The approval of this letter of representation was minuted by the Council's Audit and Governance Committee at its meeting on 30 November 2020.

Yours faithfully

Name.....

Position.....

Date.....

Name.....

Position.....

Date.....

Signed on behalf of the Council

Report of:	Head of Finance
Contact Officer:	Emma Fullagar
Telephone No:	01543 464720
Report Track:	Audit & Gov Cttee: 30/11/20

**Audit and Governance Committee
30 November 2020
Statement of Accounts 2019/20**

1 Purpose of Report

- 1.1 To present the audited Statement of Accounts for 2019/20 to the Audit and Governance Committee for approval.

2 Recommendations

- 2.1 That the audited Statement of Accounts for 2019/20 be approved.

3 Key Issues and Reasons for Recommendation

- 3.1 The Accounts and Audit Regulations 2015 require that the Council's Statement of Accounts be approved by the Audit and Governance Committee.

4 Relationship to Corporate Priorities

- 4.1 The financial statements are an important part of the Council's corporate governance arrangements, which cut across all corporate priorities.

5 Report Detail

- 5.1 Members of the Audit and Governance Committee are required to approve the Council's audited Statement of Accounts for 2019/20 by 31 July 2020, in accordance with the Accounts and Audit Regulations 2015. However, as published on the Council's website, due to the impact of Covid-19 on local authorities, revised dates were produced as follows:

- Approve draft accounts 31 August 2020 (published 25 June 2020)
- Public Inspection period to start by no later than 1 September (started 29 June 2020)
- Publish final audited accounts 30 November 2020

- 5.2 The Audit Findings report which summarises the results of our external auditors' work for the year is presented elsewhere on the agenda.
- 5.3 The purpose of the Council's published Statement of Accounts (included at **Appendix 1**) is to give electors, those subject to locally levied taxes and charges, Members of the Council, employees and other interested parties clear information about the Council's finances. It should answer such questions as:
- What did the Council's services cost?
 - Where did the money come from?
 - What were the Council's assets and liabilities at the year-end?
- 5.4 The Narrative Report on pages 3 – 22 of the **Appendix** is presented as a foreword to the Statement of Accounts to fulfil a similar purpose to a directors' report in company accounts. It provides a guide for the reader of the accounts to the most significant aspects of the Council's financial performance, year-end financial position and cash flows. The report also includes a separate section on the impact of Covid-19 on the Council. The Pandemic has only had a relatively minor impact on the 2019/20 accounts reflecting that a major incident was only declared by the Staffordshire Resilience Forum on 24 March 2020. A significant impact will however occur in 2020/21 in relation to associated cost pressures and loss of income, with the valuations of assets and liabilities as included in the Balance Sheet also reflecting the ongoing volatility
- 5.5 The following comprise the key financial statements that are set out in the Statement of Accounts 2019/20:
- Comprehensive Income and Expenditure Statement
 - Movement in Reserves Statement
 - Balance Sheet
 - Cash Flow Statement
 - Housing Revenue Account
 - Collection Fund
- 5.6 **Comprehensive Income and Expenditure Statement (page 29)**
- 5.6.1 This statement shows the **accounting cost** in the year of providing services in accordance with generally accepted accounting practices, rather than the true cost of services to be funded from taxation. The Council raises Council Tax to cover expenditure in accordance with regulations; this may be different from the accounting cost.
- 5.6.2 Therefore, accounting costs which are properly recorded within the Comprehensive Income and Expenditure Statement (e.g. notional charges such as depreciation and adjustments to pensions costs required by International

Financial Reporting Standards) are excluded from the Council's Management Final Accounts because the Final Accounts Portfolio spending only reports the amounts that are required to met from Council Tax. Regulation prohibits notional charges such as depreciation being met from Council Tax.

5.6.3 In practice this means that there is a difference of £1.859 million between the bottom line reported in Portfolio spending (General Fund and HRA) (£8.517 million) and the bottom line of the cost of services reported in the Comprehensive Income and Expenditure Statement (£10.376 million) which principally relates to the complex notional accounting adjustments required by International Financial Reporting Standards and adjustments for reserves. Further details are provided in notes 6 and 7 on pages 50 to 52 of the **Appendix**.

5.6.4 The Comprehensive Income and Expenditure Statement on page 29 reveals a reduction in the net cost of services year on year of £5.350 million (2019/20 £10.376 million and 2018/19 £15.726 million). This reduction primarily relates to changes in capital charges (£5.749 million) and reduced past service pension costs £0.924 million, partly offset by increases in pension current service costs £0.383 million. The net cost of services also includes a reduction of CIL and S106 receipts reduction of £0.970 million from 2018/19. A full analysis of the differences is shown in note 5 on page 49.

5.6.5 Other Comprehensive Income and Expenditure Account transactions include a surplus (£19.303 million) on the revaluation of Plant, Property and Equipment assets as contained in the Balance Sheet together with a re-measurement of the net defined benefit liability of (£21.955 million). Both transactions relate to the Unusable Reserves classification of the accounts and hence have no overall impact upon the financial position of the Council.

5.6.6 Overall, an increase in Other Comprehensive Income and Expenditure of £31.855 million was recorded in 2019/20 (2019/20 surplus of (£41.258) million as compared to the 2018/19 surplus of (£9.403) million). This change is primarily due to increases in the surplus in Property, Plant and Equipment valuations of £5.761 million and the re-measurement on the Pension assets and liabilities of £26.094 million (2019/20 gain of (£21.955 million), 2018/19 loss of £4.139 million). The pensions change reflects changes in the financial assumptions - pension, salary and discount rates used to value the pension fund assets. There has also been a gain in the demographic assumptions as a result of an update in the triennial valuation at the 1 April 2019.

5.7 **Movement in Reserves Statement (pages 30 - 31)**

5.7.1 The Movement in Reserves Statement shows the movement in the year on the different reserves held by the Council, analysed into usable reserves (i.e. those that can be applied to fund expenditure or reduce local taxation) and other unusable reserves such as the Capital Adjustment Account and the Pensions Reserve. The (surplus)/deficit on the provision of services shows the true economic cost of providing the Council's services, more details of which are shown in the Comprehensive Income and Expenditure Statement on page 29 of the **Appendix**.

5.7.2 The Movement in Reserves Statement shows that the Council's total usable reserves increased from £33.092 million on 31 March 2019 to £43.331 million on 31 March 2020, an increase of £10.239 million. Usable reserves have increased primarily as a result of additional Capital receipts (£1.078 million), Earmarked HRA reserves (£3.220 million) reflecting RCCO contributions, Major repairs reserve (£2.076 million) an increase in general fund Capital earmarked reserves of £1.749 million, following the allocation of economic development income received as part of the 75% Business rates pilot and additional new homes bonus allocations.

5.8 Balance Sheet (page 32)

5.8.1 There has been an increase in net assets of £40.634 million (2019/20 £146.979 million net assets, 2018/19 £106.345 million net assets).

5.8.2 The biggest change to report is in relation to the Long term liabilities which have reduced by £19.070 million, £17.674 million; of this change is in relation to the pension deficit which is largely due to the changes in financial assumptions on discount, pension interest rates and the impact of the triennial valuation at the 1 April 2019. The discounts, salary and pension rates assumptions are determined by the Actuary and represent the market conditions at the reporting date.

5.8.3 Long Term assets of the Council changes relate to the increase in Property Plant and Equipment of £9.500 million, this is largely due to the revaluation of assets, with Council dwellings increasing by £13.630 million during 2019/20. Other land and buildings have reduced by £2.722 million reflecting disposals and valuations with Assets under Construction reducing by £1.630 million reflecting reclassification to operational land and buildings.

5.8.4 Current assets have increased by £10.648 million, which reflects the year end holdings of capital receipts and reserves, including additional Business rates income retained and the early payment of Business rates relief for 2020/21 of £2.026 million paid early as a result of the COVID pandemic to aid local authority cashflow.

5.9 Cash Flow Statement (page 33)

5.9.1 The Cash Flow Statement summarises flows of cash in and out of the Council's bank accounts. The change in the value of cash and cash equivalents year on year £15.012 million relates primarily to movement from short term investments £4.002 million plus additional contributions to reserves as a result of business rates pilot, early payment of business rates grant for 2020/21 and HRA contribution to capital reserves. Further details are provided in notes 29, 30 and 31 on pages 74 - 75 of the **Appendix**.

5.10 Housing Revenue Account (page 93)

5.10.1 The Net Cost of HRA services shows an increase in the surplus of £3.024 million, (£3.997 million) 2019/20 as compared to (£0.973 million) in 2018/19. Dwelling rents shows an increase of £0.112 million and Depreciation / Impairment a reduction of £3.260 (reflecting reduced impairment loss), whereas

Repairs and Maintenance and Supervision and Management General have increased by £0.307 million and £0.130 million respectively.

5.10.2 The Housing Revenue Account outturn (Statement of Movement on the Housing Revenue Account Balance shows a surplus of £0.090 million in 2019/20 compared with a deficit of £0.166 million in 2018/19. This change is in line with the budget set for 2019/20 which forecast a planned surplus of £0.162 million.

5.10.3 The housing working balance now stands at £1.663 million as at 31 March 2020. This is some £0.069 million in excess of the minimum requirement of £1.594 million determined as part of the original budget for 2019/20.

5.11 Collection Fund (page 97)

5.11.1 As a billing authority, the Council is required to provide the Collection Fund Income and Expenditure Account which summarises the collection and distribution of amounts due in respect of Council Tax and National Non-Domestic Rates.

5.11.2 The net position on the Collection Fund in respect of Council Tax for the year was a deficit of £0.167 million (this included a redistribution of surplus during the year of £0.468 million). After taking account of brought forward surpluses of (£1.150 million) this provides a cumulative surplus of £0.983 million (of which £0.133 million relates to this Council). The surplus will be taken into account within the Council Tax calculations for 2021/22.

5.11.3 The net position on the Collection Fund in respect of National Non-Domestic Rates for the year is a deficit of £0.125 million (this included a redistribution of surplus during the year of £0.364 million), which after taking account of brought forward deficit of £0.129 million leaves a net deficit of £0.254 million. Cannock Chase's share of the deficit is £0.101 million.

6 Implications

6.1 Financial

None

6.2 Legal

None

6.3 Human Resources

None

6.4 Section 17 (Crime Prevention)

None

6.5 **Human Rights Act**

None

6.6 **Data Protection**

None

6.7 **Risk Management**

None

6.8 **Equality & Diversity**

None

6.9 **Best Value**

None

7 Appendices to the Report

Appendix 1: Statement of Accounts 2019/20.

STATEMENT OF ACCOUNTS 2019/2020



Cannock Chase District Council – Statement of Accounts

CONTENTS

	Page Number
Narrative Report	3 - 26
Statement of Responsibilities	27
Comprehensive Income and Expenditure Account	29
Movement in Reserves	30 - 31
Balance Sheet	32
Cash Flow Statement	33
Notes to the Accounts	34 - 92
Housing Revenue Account	93 - 96
Collection Fund	97 - 100
Glossary	101 - 108

This page is intentionally blank

Narrative Report

The Statement of Accounts for the year ended 31 March 2020 has been prepared in accordance with the requirements of the Accounts and Audit Regulations 2015. The format reflects the requirements of the Code of Practice in Local Authority Accounting in the United Kingdom 2019/20 published by the Chartered Institute of Public Finance and Accountancy (CIPFA). This is supported by the International Financial Reporting Standards (IFRS). The Statement of Accounts therefore aims to provide information for the 2019/20 financial year so that members of the public, (including electors and residents of Cannock Chase Council), Members, partners, stakeholders and other interested parties are able to:

- See the performance of the Council including progress against its strategic objectives;
- Understand the overarching financial position of the Council;
- Have confidence that the public money with which the Council has been entrusted, has been used and accounted for in an appropriate manner; and
- Have sight of the progress made in monitoring the key risks faced by the Council.

This **Narrative Report** is structured as follows:

- An Overview of Cannock Chase District and its Council;
- Financial strategy and resource allocation
- The Council's Performance 2019/20
- Future Outlook and Issues Facing the Council
- Explanation of the Financial Statements.

1.1 An Overview of Cannock Chase District and its Council

Cannock Chase District covers over 7,000 hectares on the northern border of the West Midlands conurbation and forms one of the eight Districts of the County of Staffordshire. The District incorporates the towns of Cannock, Rugeley and Hednesford. Cannock Chase itself is a designated Area of Outstanding Natural Beauty, and 60% of the District is designated as Green Belt. The District has strong transport infrastructure including the M6, M6 Toll and A5 trunk road, alongside rail connections to Walsall and Birmingham.

The District Council is a member of both the Greater Birmingham and Solihull Local Economic Partnership (LEP) and the Staffordshire and Stoke-on-Trent LEP whose purposes are to promote economic growth and investment. In 2015, the Council joined the West Midlands Combined Authority as a non-constituent member, recognising the existing economic, social and cultural linkages between Cannock Chase and the region and the potential for further collaboration and investment in the future.

There are a number of factors which affect the Council's services and its finances. A number of key statistics are highlighted below which impact the Council's financial position and which provide a basis for our ongoing priorities and strategic objectives.

Key Statistics

Population – 100,109 residents estimated in Mid-2018, of which around 96.5% were classified as White British in the 2011 Census. Of the total population in 2018, around 17,900 were aged under 16, 63,200 were of working age (16-64) and 19,000 were over the age of 65.

The Population is projected to rise by 0.7% by 2029. Much like other local authority areas, the District population is anticipated to change in age, with a decline in younger residents accompanied by a much larger increase in older aged residents.

Area - Over 7,000 hectares

Households – Around 42,000 households in 2018 including 5,115 council homes (as of April 2020)

House Price - £173,783 average property price (as of Feb 2020)

IMD - The Index of Multiple Deprivation (IMD) 2019 ranked Cannock Chase as the 126th most deprived local authority District in England (where 1 is the most deprived and 317 the least deprived.) Deprivation as measured in the IMD 2019 occurs particularly in the domains of Education, Skills and Training, Employment, Income Deprivation Affecting Older People and Children, and Health and Disability. It is estimated that approximately 17.2% of children aged 0-15 in Cannock Chase were living in income deprived households in 2019, alongside around 17.9% of people aged over 60 who live in income deprived households.

Earnings - £538.50 per week for full-time workers (average gross weekly pay, 2019)

Employment - An ONS Claimant Count of 2.6%, March 2020

Education – 55.6% of residents in the District aged 16-64 had qualifications equivalent to NVQ 3+ in 2019

Health and Leisure - Levels of physical inactivity remain above average in the District, with 28.2% of residents aged 16+ classed as physically inactive 2017-2018, compared to an England average of 25.1%.

Businesses in the district - 3,385 business enterprises in 2019 - 20.5% of these enterprises were in the broad industry group Construction. Historically, the largest business within the district was Rugeley Power Station which at its peak had a rateable value of £7.85 million representing 9% of Business Rates for the District. The power station closed in June 2016. The largest business is now an Amazon Fulfilment Centre, located close to the old power station.

The District is home to a number of key businesses and thriving small and medium sized enterprises (SMEs), operating in sectors including; the automotive trade, logistics and distribution and other specialist national and international manufacturing businesses. The Wholesale and Retail Trade; Repair of Motor Vehicles and Motorcycles sector provided the largest share of employment in 2018, with 23.8% of employee jobs. Both Manufacturing and Transportation and Storage each provided 11.9% of employee jobs in the District in 2018.

1.2 Political Composition and Leadership

Cannock Chase District Council came into being on 1 April 1974, following the merger of the Cannock and Rugeley Urban District Councils and the inclusion of Brindley Heath from the former Lichfield Rural District Council. There are 41 Councillors representing 15 wards, who are democratically elected representatives responsible for setting the policy direction and budgets of the Council. The political composition of seats for 2019/2020 (as of 3 May 2019) was as follows:

Party Name	Seats
Labour	18
Conservatives	15
Green Party	5
Independent	1
Liberal Democrats	2

The Council receives its funding through four primary sources; council tax, business rates, fees and charges and specific grant funding. Following direction from the political leadership, and supporting the work of the elected members, is the Council's Leadership Team.

The current make-up of the team includes a Managing Director and five Heads of Service, plus three further heads of service from shared services arrangements with Stafford Borough Council.

The Council employs approximately 441 full time equivalent staff who collectively have a diverse range of skills and specialisms.

1.3 Purpose

The Council provides a number of statutory and additional services to residents. These services include:

Arts and Culture - Supporting and developing arts and culture through the Prince of Wales Theatre, the Museum of Cannock Chase and other events held in the District. These services are provided on the Council's behalf by Inspiring Healthy Lifestyles.

Leisure and Healthy Lifestyles - Encouraging and supporting residents to be active, look after their health through the provision of leisure centres and sports developments (these services are also provided by Inspiring Healthy Lifestyles), with the Council also providing and maintaining parks and green spaces, allotments and playing pitches, including The Stadium

Environmental Services - Providing refuse collection, recycling, street cleaning and noise / pest control services to help keep the community clean and protected.

Environmental Health - Aiming to improve the lives of those who live and work in Cannock Chase District and those who visit the area and to protect the environment; helping businesses, individuals and families across the District to provide safe food and providing licenses for a wide range of activities.

Economic Development - Encouraging business development and growth within the District, promoting town centre regeneration and tourism, whilst continuing to support local public transport and maintaining Council car parks.

Partnership / Community Safety / CCTV - Working with a wide range of partners and adopting a multi agency approach to help reduce crime and anti-social behaviour in the District and support an increasing number of vulnerable people. As an authority we also fund, maintain and monitor a 24 hour CCTV service across the District.

Housing - Supporting the provision of affordable housing and improving accommodation standards for private tenants as well as supporting residents experiencing issues of homelessness.

Planning and Building Control - Dealing efficiently with planning applications and providing building control services across the District.

Internal functions - All the above services are supported by a number of internal functions including customer services, HR, IT, policy and communications, finance and legal services. Some services are shared with Stafford Borough Council.

In addition the Council acts as a **landlord for its housing stock** and provides for the maintenance, management and investment in its 5,115 stock of properties (as at April 2020).

Cannock Chase Council operates in a two tier local government structure with Staffordshire County Council which is responsible for services including social care, education, children's services, highways and libraries.

1.4 Corporate Plan

The statistics outlined about the District form a key evidence base for the Council's Corporate Plan. During the lifetime of the last Corporate Plan (2015-2018), the Council faced significant financial austerity as a result of further Government funding cuts and additional financial pressures such as the premature closure of Rugeley Power Station. The Council worked hard in 2016-17 to implement a Financial Recovery Plan to achieve a balanced budget by 2019-2020 and to protect front line services.

In April 2018, the Council launched its new five year Corporate Plan (2018-2023). The Corporate Plan conveys the vision and narrative of how the Council as an organisation will develop and evolve to meet ongoing challenges. The Corporate Plan identifies two key priorities for the five-year life of the plan. These are 'Promoting Prosperity' and 'Improving Community Wellbeing'. The Council recognises that these objectives cannot be achieved in isolation and a collaborative approach to working with partners is key to achieving our aims and objectives.



Promoting Prosperity builds on the strengths of Cannock Chase, including our central strategic location, transport links and high levels of employment. Our vision for the District focuses on continued business growth and attracting more high skilled employment - coupled with supporting residents to increase the skill levels needed for the future whilst raising aspirations in order to secure employment in higher skilled jobs. It is also important for us to

maximise the opportunities presented by the opening of the West Midlands Designer Outlet (scheduled for late 2020) by attracting further investment, visitors and employment into the District.

Our strategic objectives identified for achieving this over the five years of the Corporate Plan are:

- Establishing McArthurGlen West Midlands Designer Outlet as a major visitor attraction and maximising the benefits it will bring to the District
- Increased housing choice
- Creating a positive environment in which businesses in the District can thrive
- Increasing the skill levels of residents and the amount of higher skilled jobs in the District
- Creating strong and diverse town centres to attract additional customers and visitors
- Increasing access to employment opportunities
- Commencing regeneration of the Rugeley Power Station site

Community Wellbeing focuses on continuing to improve and benefit from the natural environment and heritage that makes Cannock Chase unique, including its award winning parks and open spaces, modern leisure facilities and vibrant local communities. Whilst we are continually working to improve the health and wellbeing of the District, issues still remain within our communities, with relatively high levels of long term-illness and obesity. It is important that we work to identify the best way to spend public funds allocated to parks, open spaces and sports and leisure facilities to maximise their benefits and support improved health and wellbeing.

The following strategic objectives have been identified to support the community wellbeing priority:

- Opportunities for healthy and active lifestyles
- Sustaining safe and secure communities
- Supporting vulnerable people
- Promoting attractive and healthy environments

As at 31 March 2020, the Council is 2 years into its five year Corporate Plan and has made significant progress in a number of its key projects milestones designed to deliver under its priority areas. Key achievements and progress includes:

- Working with partners to establish a retail skills academy to support the McArthurGlen West Midlands Designer Outlet development. Courses commenced with the provider, Walsall College, in April 2019.
- The development of new leisure facilities at Chase Leisure Centre, including new gym and studio refurbishment.
- The delivery of a District wide Children and Adults safeguarding campaign.
- The upgrading of CCTV in the District to help further deter crime and support the police in prosecutions.
- Outline planning permission granted for the Rugeley Power Station site
- Electrification of the Chase Line linking the District with Walsall and Birmingham completed and officially launched

1.5 Governance

Cannock Chase Council recognises that it is responsible for ensuring that its business is conducted in accordance with the law and proper standards, and that public money is safeguarded and properly accounted for, and used economically, efficiently and effectively.

Governance is about how the Council ensures that it is doing the right things, in the right way, for the right people in a timely, inclusive, open, honest and accountable manner.

The Council has in place a Code of Corporate Governance which identifies six principles that the Council adheres to:

- Behaving with integrity, demonstrating strong commitment to ethical values, and respecting the rule of law
- Ensuring openness and comprehensive stakeholder engagement
- Defining the vision and outcomes for the local area and determining the actions necessary to achieve the intended outcomes
- Developing the entity's capacity, including the capability of its leadership and the individuals within it
- Managing risks and performance through robust internal control and strong public financial management
- Implementing good practices in transparency, reporting, and audit to deliver effective accountability

Further information on the governance arrangements in place to support these principles can be found in the Council's Code of Corporate Governance.

The Council undertakes an annual review of its governance arrangements and this is summarised in the Annual Governance Statement.

1.6 Risks and Opportunities

The Council recognises that it has a responsibility to manage risks effectively in order to control its assets and liabilities, protect its employees and community against potential losses, minimise uncertainty in achieving its goals and objectives, and to maximise the opportunities to achieve its vision.

Risk management is an integral part of the Council's corporate governance arrangements and has been built into the management processes as part of the authority's overall framework to deliver continuous improvement.

The Council has outlined three key risks and uncertainties in relation to the delivery of the Corporate Plan 2018-23:

- **Exiting the EU** - The District currently benefits from EU funding for specific programmes tackling skills and employment issues along with a variety of business support initiatives. The Government has provided a certain level of guarantee for these funds post exiting the EU. However, it is unclear how these monies will be devolved and accessed in order to continue to give maximum benefit to the District. Where these impacts are potentially negative for the local economy such as a loss of investor confidence, the Council will work in partnership with all parties to mitigate these as much as possible so that the prosperity of the District continues to grow.
- **Financial Resilience** - The financial resilience of both Cannock Chase Council and the wider public sector represents a significant risk to delivery and as particularly increased as a result of the impact of COVID 19. The Council has had its Government grant reduced by 44%% since 2015/16 and having addressed this the key financial risk now relates to the proposed change in local government funding from 2021/22. The Council have set a balanced budget for each of the next three years, based upon the current funding regime by using working balances. However the introduction of Fair Funding, that reflects a change in the methodology for determining the Council's relative needs and relative resources, and the introduction of 75% Business Rates Retention combined with a Reset of Business Rates Baselines, has created a great degree of uncertainty for the Council's funding in 2021/22 and beyond

- **Capacity** - In order to meet the financial pressures faced by the Council, there has over recent years been a reduction in management and staffing. While there are sufficient resources to deliver our day-to-day services, the Council has limited capacity to deliver projects or unexpected challenges. This could have an impact on our delivery of key projects associated with our priorities.

A revised Risk Management Strategy and Strategic Risk Register is now in place reflecting the impact of the Covid Pandemic and this is discussed in more detail in Section 1.7.

1.7 Impact of COVID pandemic

1.7.1 Provision of Services

The Council, working with partners across the County, immediately put in place arrangements to ensure that critical services continued to be provided as part of the response to the COVID-19 pandemic. It has been necessary to make a number of changes to the Council's normal operating procedures in order to do this, particularly with regard to the Council's key contracts for waste collection and leisure services. In relation to the latter it was necessary to close facilities in accordance with government social distancing requirements

In addition to maintaining critical services the council provided additional services to support businesses and vulnerable residents. Nearly £20 million has been paid out in Business Support Grants to date as part of the Government supported scheme for Small Businesses and the Retail, Leisure and Hospitality Sector and the Council is now administering the Discretionary Fund element for businesses that were not eligible for the initial scheme. The Council has established a local community hub to support vulnerable people in the District. The hub is being run by Council staff that are unable to undertake their normal duties either in full or part and have volunteered to support this work. The hub is designed to complement the services already being provided by other organisations. A substantial amount of support for vulnerable people in the District is being provided via the voluntary sector including Support Staffordshire, Chase Coronavirus Support Network, Cannock and Rugeley Foodbanks, Chase Lighthouse, Salvation Army and Help a Squaddie to name but a few. The Council is working in partnership with many of these organisations.

1.7.2 Workforce

Within the space of a few days of the Government lockdown announcement, the vast majority of the Council's employees had moved to homeworking. Fortunately the direct impact of the pandemic was limited with the first months figures indicating that 1% of the workforce had COVID-19 symptoms and just over 2% of the total workforce had been affected personally or was living in household where symptoms are present. There has however been a significant change in working practices brought about by this pandemic and the staff adapted very quickly to remote working. Employees who were not able to work from home fully or whose service has been identified as a low priority were reallocated to support other critical services as far as possible

1.7.3 Supply Chains

As indicated above it was necessary to introduce measures to support the council's two external service providers. In line with Government guidance our leisure provider IHL had to temporarily shutdown all of the Council's Culture and Leisure Facilities. This has had a significant impact on the ability of the Trust to achieve any income to support its operation. Having ascertained the actions IHL had taken since the closure of facilities to mitigate/minimise the financial impact, the Council agreed to provide additional financial support to cover the period April to June. In relation to the waste management contract arrangements were put in place to assist cashflow with the management fee being paid one month in advance for the period April to June. Support has also been provided to all suppliers with the suspension of the normal 28 days payment period.

1.7.4 Financial Impact

The Financial impact of COVID 19 in relation to 2019/20 was relatively minor with additional expenditure of £15,000 relating to the preparations for staff working from home. Income from fees and charges was some £35,000 down.

The council has however incurred significant additional expenditure in 2020/21 as a result of the role given to it by government, whilst our income has plummeted during lockdown.

Additional cost pressures for the period April to June are forecast to be £400,000 and included the Vulnerability Hub - Provision of Food, PPE etc.; Additional cost of Homelessness Service; Financial support to Leisure Contractor re unmitigated costs; Administration of Business Support Grant; Provision of additional burial capacity The main impact is however in relation to the loss of income from fees and charges etc. Reduction in sources of income for the April to June period is forecast to be £627,000

Income from sales, fees and charges is forecast to be down by £520,000 the shortfall includes car park income £180,000; market £60,000; regulatory services £105,000; planning fees etc. £125,000

Collection rates for council tax and business rates show an initial reduction of £31,000 (CCDC share) per month but is likely to increase on an ongoing basis. Investment income is forecast to be down by £14,000 per month

The overall financial impact for the period April to June is forecast to be a minimum of £1.0 million.

The impact post lockdown is difficult to forecast with both a continuation, be it on a reducing basis, of the above issues and the emergence of indirect costs including the costs of social distancing measures required for council buildings etc. The support for the leisure contractor, under open book arrangements, is also likely to continue in the recovery stage as their income is gradually restored.

The overall impact for the year of Covid 19, assuming the lifting of lockdown and start of recovery by the end of June, is forecast to be some £2.7 million. To date the council has received £1.1 million leaving a minimum deficit for the year of in excess of £1.6 million.

1.7.5 Cashflow management

The Council has sufficient reserves to deal with the cashflow implications of this deficit in the short term but like all other councils is looking for further Government support to offset this deficit.

The deficit will have a fundamental impact on the ability of the Council to support recovery, with past experience indicating that the Council will be one of the worst affected by the economic downturn. If the Deficit is not offset by further government support it will not only impact upon the ability to support businesses but also the Town Centre Regeneration programme and will require material savings and reductions in services to be made in 2021-22 and beyond

1.7.6 Major risks

A fundamental review of the strategic risks/opportunities facing the Council has been undertaken, to take account of the impact that the pandemic and the lockdown arrangements are having. The risks have been scored and action plans put in place to ensure that they are managed effectively. The number of risks which have been scored as high (Red) has increased from one to four as a result of the pandemic and the lockdown arrangements and are as follows:

- The Council's financial stability is adversely affected in the short and medium term (previously red risk);
- The economy of the District is adversely impacted;
- The Council's key contractors remain sustainable and continue to provide value for money; and
- The Council doesn't have sufficient officer capacity or financial resources to sustain delivery of essential services, key projects and support work on recovery.

1.7.7 Plans for recovery

The Council having dealt with the immediate response to COVID-19 and the Government led lockdown, has put in place plans to maintain the resilience of critical services, restore other services (where appropriate) and plan for longer term recovery including reshaping the services provided. In particular as part of our approach to recovery, it will be necessary to take a strategic look at how the pandemic situation may change life on an ongoing basis for our residents, businesses and the Council as an organisation. It is likely that a new "normal" will need to be established. It will take time to resume service delivery; some services may be reduced for some time to come, the focus of services may change and some may not return. The Council's priorities and plans made before the pandemic will need to be reviewed in light of these changes and the impact that COVID-19 has had on the District.

A Recovery Overview Board has been established consisting of Members of the Cabinet and Group Leaders from other parties and 4 recovery work streams have been established notably Economic; Community; Organisational and Financial

The Councils Recovery Plan is however, as in our approach to Response one of partnership with the Councils links to the West Midlands Combined Authority and GBS LEP being crucial to Recovery.

1.7.8 Asset Valuations

The impact on the Councils Balance sheet of COVID 19 is considered immaterial for the 2019/20 financial year. The Council values its assets at the end of the financial year, so for the 2019/20 financial year the 31 March 2020. Although the Council values assets on a rolling five year programme, all assets are reviewed at year end to ensure assets are not materially misstated. The Councils valuers have reported material uncertainty on asset valuations at 31 March 2020 impacted by the COVID pandemic. The carrying assets values will all be reviewed again at the 31 March 21.

2. Financial Strategy and resource allocation

2.1 Overview of Portfolio Spending

The following pages provide a brief overview of the financial position of the Council for 2019/20, in terms of the Council's management accounting framework, rather than the statutory IFRS framework.

The Council undertakes two distinct roles;

- The provider of services, functions and responsibilities for all its residents as a District Council (General Fund); and as
- A landlord for its housing stock (Housing Revenue Account)

In addition to the former role the Council also acts as the billing and collecting authority for Council Tax and Business Rates for precepting and other bodies via its Collection Fund.

2.2 General Fund- Revenue spending

The General Fund records all the day-to-day spending on Council services. The net cost of services contained within the General Fund are met primarily by Council Tax payers and central government funds including income derived from business rates under the Business Rates Retention scheme.

The Band D Council Tax for 2019/20 was £217.09.

The Council approved Portfolio spending of £12.427 million for 2019/20 as reflected in its Portfolio budgets set out in the table below. The actual spend was £12.503 million some £0.076 million (+0.61%) more than budgeted. The following table sets out the overall net revenue budget outturn of £12.549 and financing compared with the budget set for the year of £11.715 million, a variance of £0.834 million:

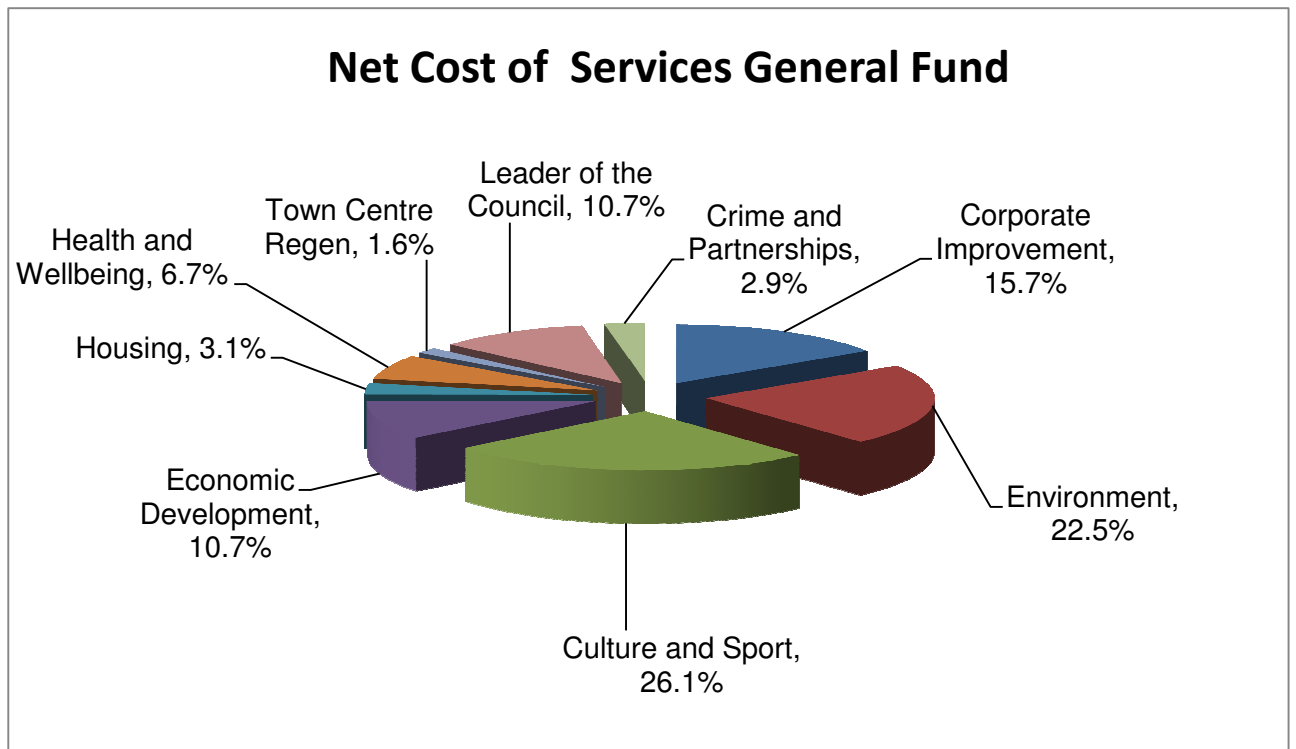
	Budget	Actual	Variation
	£'000	£'000	£'000
Portfolio Budgets	12,427	12,503	76
Investment income	(250)	(335)	(85)
Interest Payable	32	38	6
Technical items	1,086	1,920	834
Use of Government Grants	(1,580)	(1,577)	3
Net Revenue Budget	11,715	12,549	834
Financed by:			
Demand on Collection Fund	(6,269)	(6,269)	-
Collection Fund Surplus	(100)	(64)	36
Business Rates Retention	(5,119)	(5,924)	(805)
Transfer to/(from) Working Balance	(227)	(292)	(65)
Total financing	(11,715)	(12,549)	(834)

The table above shows the budget anticipated net expenditure of £11.715 million, to be principally funded from Council Taxpayers (£6.269 million) and Business Rates / Central Government (£5.119 million).

The actual position shows that Portfolio net expenditure was £0.076 million higher than budgeted, Investment income and technical financing and other adjustments also showed a variation of £0.758 million. The major variation in technical items relates to a contribution to reserves of additional Business Rates income of £0.818 million.

The overall position, actual net expenditure and financing, resulted in a transfer from working balances of £0.292 million as compared to the budgeted figure of £0.227 million, a minor additional cost to the general fund of £0.065 million.

The graph overleaf provides a simplified version of the Comprehensive Income and Expenditure Account which appears later in this booklet. The Comprehensive Income and Expenditure Account includes accounting items required under the Code of Practice but which do not affect the actual movement in the General Fund balance as shown in the outturn table above and therefore presents the same financial information but includes further accounting entries to comply with the Code. This statement is now produced in line with the management reporting to Cabinet and Scrutiny (after the adjustments detailed in the Expenditure and Funding Account notes (number 6 and 7 to the accounts)).



2.3 Financial performance against Budget in 2019/20

Portfolio expenditure was £0.076 million higher than the budget. The **principal variances** on each portfolio are as follows, ((+) is an unfavourable variance (-) is a favourable variance):

Corporate Improvement

- Supplies and Services variations £31,000 (-)
- Technology – additional licence costs £24,000 (+)

Environment

- Waste and Recycling- contract costs £28,000 (+) and reduced income from sale of materials £14,000 (+)
- Off Street Parking – reduced income £93,000 (+), partly offset by reduced operational costs £19,000 (-)
- Private Sector Housing – additional income £13,000 (-)
- Grounds maintenance – additional income from agency services £18,000 (-)
- Vehicles – additional income £10,000 (-)

Culture and Sport

- Parks – reduced operational costs £13,000 (-)
- Leisure management contract – ATP Bradbury lane higher operational cost £62,000 (+)
- Cemeteries – higher than anticipated income £12,000(-)

Economic Development

- Public buildings – additional service charges and rent £54,000 (-)
- Staffing variations £55,000 (+)

Housing (Housing General Fund)

- Housing services – additional income £16,000 (-)

Health and Wellbeing

- Taxation – additional income £29,000 (-)
- Licensing – reduced income £18,000 (+)

Town Centre Regeneration

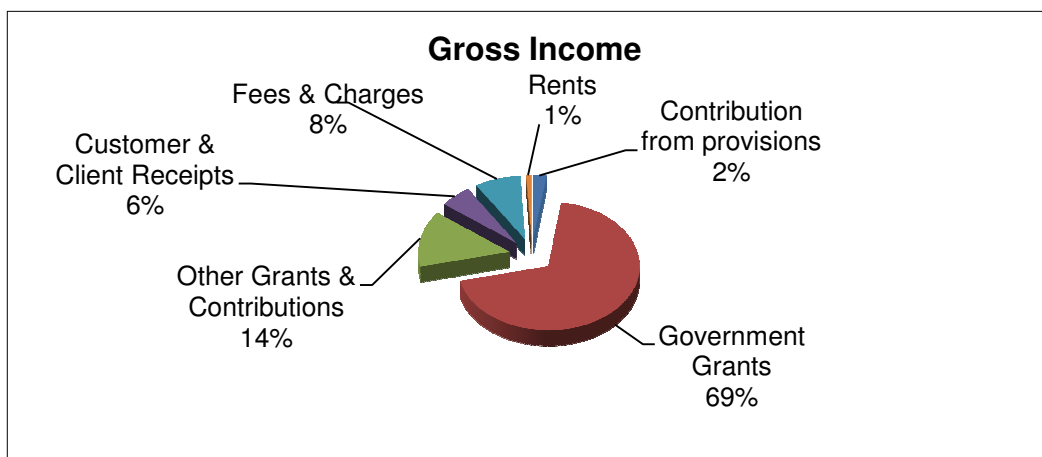
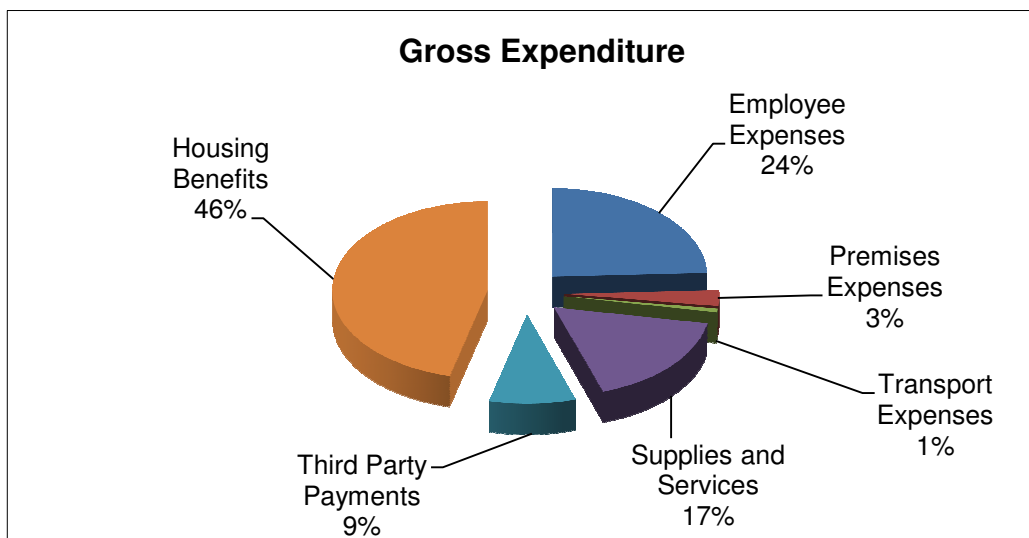
- Markets reduced income £31,000 (+)
- Town Centre Management increased rent income £7,000 (-) together with reduced premises costs £6,000 (-)

Leader of the Council

- Increase in bad debts provision £46,000 (+)
- Supplies and services variation £17,000 (-)

Crime & Partnerships

- Supplies and services variation - £22,000 (-)



2.4 Collection Fund

The overall amount of Council Tax required by the precepting authorities to be collected through the Council’s Collection Fund was £44.424 million, with the District Council’s element being £6.268 million and £0.688 million required by Parish Councils in the District.

The detailed Collection Fund accounts show the overall position for the year in relation not only to Council Tax but also to the collection of National Non Domestic Rates Income which is now shared between central government, the Council, Staffordshire County Council, Staffordshire Commissioner Fire & Rescue Service and the Stoke on Trent and Staffordshire Business Rates Pool. The Council was previously part of the Greater Birmingham and Solihull Business Rates Pool but joined the Stoke and Trent and Staffordshire Business Rates Pool to become part of the 75% Business rates pilot.

The net position on the Collection Fund for the year was a deficit of £0.167 million for Council Tax, however this includes the distribution of previous years surpluses (Estimated £0.468 million), leaving an in year surplus of £0.301 million. The overall surplus for Council tax, after taking account of previous years' surpluses leaves a net surplus on the fund of £0.983 million at 31 March 2020 (of which £0.133 million relates to this Council).

A deficit of £0.254 million exists in relation to Business Rates as at 31 March 2020. The deficit is however notional and represents a timing difference between estimated Business Rates returns and actual returns. This Council's actual retained Business Income is in line with the Income and Expenditure account after taking into account the timing deficit required as part of the Collection Fund Statutory requirements.

2.5 General Fund Reserves

The Council holds the following reserves:

- General Fund Balance – the balance at 1 April 2019 was £2.916 million and this was reduced during 2019/20 to £1.000 million at 31 March 2020. This also reflected a transfer of part of the balance to Earmarked Reserves for capital investment. The Council's policy is to retain a minimum General Fund balance of 5.5% of net expenditure, or the calculated risk factor whichever is the greater to cover contingencies and emergencies, for 2019/20 this amounted to £0.704 million
- General Fund Earmarked Reserves – In addition to the General Fund balance the Council maintains earmarked reserves that are held for specific purposes. They are provided to meet future and known commitments, support the budget in the future and, in some cases, to spread expenditure over a number of years. At 1 April 2019, earmarked reserves stood at £10.887 million and increased to £16.078 million at 31 March 2020. This reflected both the transfer from working balance of £1.624 million and contributions to capital reserves as a result of the governance arrangements for the 75% business rates pilot for 2019/20.

2.6 Pensions

Councils are required to account for pension costs to show any deficit, or surplus, on the Pension Fund in the balance sheet. The fund is administered by Staffordshire County Council and the actuarial valuation at 31 March 2020 showed the Council's share of the fund to be a deficit of £61.764 million, an improvement of £17.674 million as compared to the 31 March 2019. The fund deficit has no impact on the level of Council Tax. The remaining deficit on the scheme will be made good by increased contributions over the remaining working life of employees as assessed by the scheme actuary.

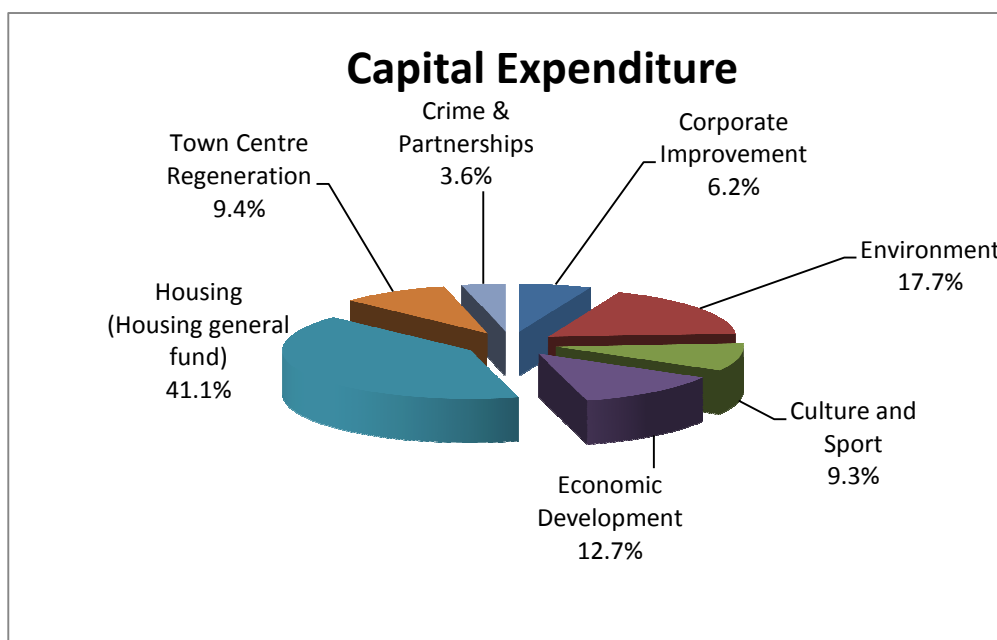
2.7 General Fund Capital Expenditure

The Council approves the Capital Programme for the financial year as part of the budget process and the amount that can be spent is limited by the amount of capital resources available to the Council.

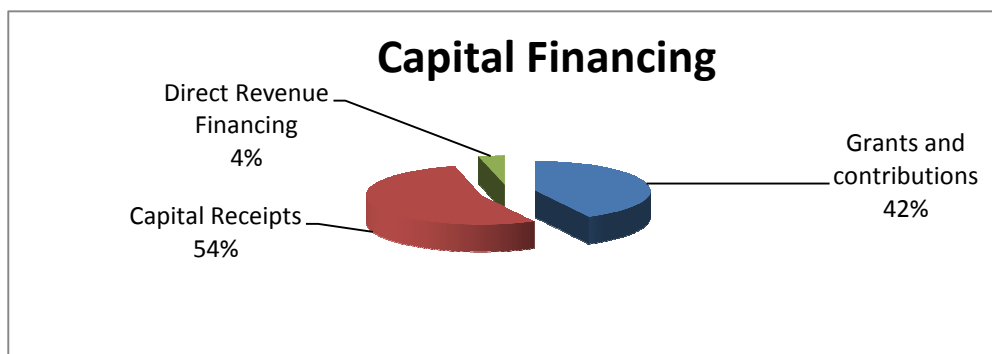
Many of the schemes within the Capital Programme take some time to develop and implement, the detailed programme can experience many changes. Considerable variation can therefore arise over the 18 month period from the time the Capital Programme for the financial year is initially considered, right through to the end of March of the relevant year.

The Council spent £1.113million on capital projects in 2019/20, which was £0.352 million less than the budget of £1.465 million. The main reasons for the variation in 2019/20 is slippage of major capital spend to future years particularly in relation to Hawks Green Rationalisation (£0.165) million and rephasing of expenditure in relation to purchase of Grounds maintenance vehicles (£0.086) million and Countryside vehicles (£0.040) million. The major items of capital expenditure in the year were:

- **£0.457 million** on Disabled Facilities Grants;
- **£0.132 million** on Hawks Green rationalisation
- **£0.126 million** on purchase of operational vehicles
- **£0.104 million** on relocation from Anson Street to Rugeley Market
- **£0.102 million** on works to the car park at ATP Bradbury lane



The capital programme of £1.113 million was financed in the following way:



2.8 Treasury Management

During most of 2019/20 investment decisions were driven by cash flow considerations and funds placed in Money Market Funds for easy access. However opportunities were also taken to place funds in higher interest bearing investments when cash flow requirements would allow.

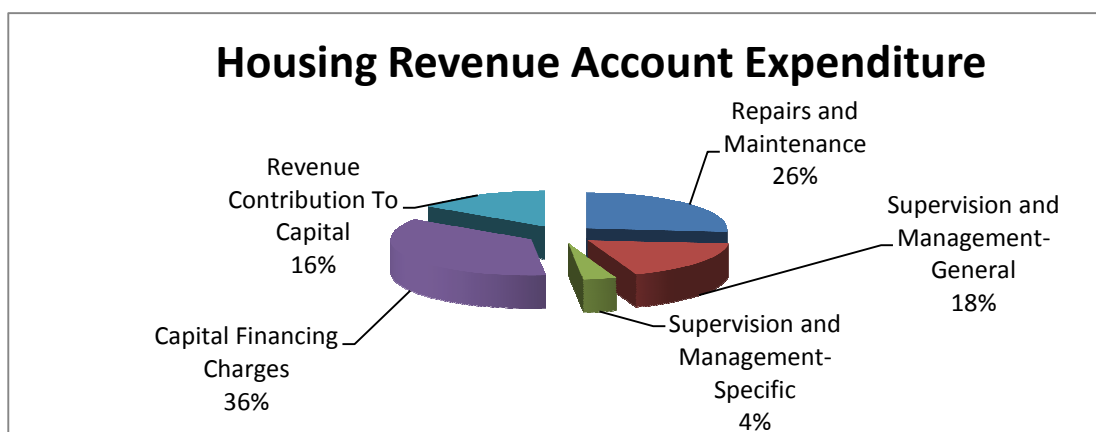
The average investment balance in 2019/20 was £37.6 million (£26.5 million in 2018/19). Interest receipts totalled £0.284 million in 2019/20, an increase of £0.108 million from £0.176 million in 2018/19.

2.9 Housing Revenue Account

The Housing Revenue position is slightly different. Rents are determined in accordance with the Government's national social rent policy, 2019/20 was the final year of a four year reduction in rents by 1% per annum. This has impacted on the ability of the Council to deliver new homes as this is a significant reduction over the four year period.

The new self financing arrangements that came into force in April 2012 have released the Council from annual subsidy payments and enabled better planning for maintenance of the housing stock over the long term (30+ years). The new arrangements have also meant that additional resources can be redirected to the Capital Programme to allow increased investment in the Council's housing stock and the construction of additional council housing; this has now been hindered by the decision on social housing rents.

Income from Rents etc. amounted to £19.796 million with expenditure of £19.706 million as follows:-



The Housing Revenue Account outturn therefore made a contribution to working balances of £0.090 million a reduction of £0.073 million when compared with the revised budget which anticipated a contribution to working balances of £0.162 million. This variation relates primarily to savings in supervision and management, repairs and maintenance and bad debts provision offset by an additional RCCO contribution.

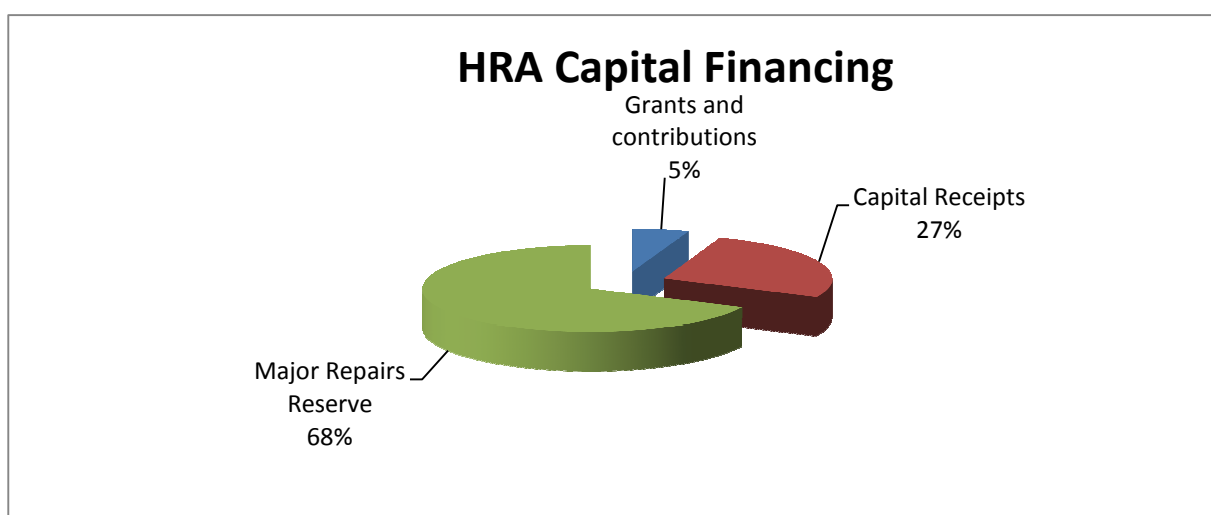
The surplus for the year resulted in Housing Working Balances increasing to £1.663 million as at 31 March 2020, slightly above the minimum balance requirement of £1.594 million determined as part of the original budget for 2019/20.

In addition to the Working Balance the Housing Revenue Account maintains earmarked reserves that are held for specific purposes. They are provided to meet future and known commitments, support the budget in the future and capital programme, and in some cases, to spread expenditure over a number of years. At 1 April 2019, Housing Revenue Account earmarked reserves stood at £5.225 million and increased to £8.445 million at 31 March 2020, pending capital expenditure arising from the New Build Investment Fund

The Housing Revenue Account spent £2.678 million on capital projects in 2019/20, which was £1.223 million less than the budget of £3.901 million. The main reason in 2019/20 is slippages of major capital spend to future years particularly in relation to Hawks Green Residential £0.549 million, Central heating upgrades £0.193 million, the replacement of housing service vehicles £0.105 million and Demolition of garages £0.088 million. The major items of capital expenditure in the year were:





- **£0.767 million** on central heating upgrades;
- **£0.520 million** on external and environmental works;
- **£0.435 million** on upgrading electrical systems;
- **£0.230 million** on replacing housing service vehicles;
- **£0.178 million** on Hawks Green residential development;
- **£0.176 million** on council disabled facilities grants
- **£0.174 million** on former garage sites;
- **£0.130 million** on bathroom replacement;

Funding for the HRA Capital Programme came from the following sources:



3. The Council's Performance 2019-20

The Council's Corporate Plan 2018-23 was approved by Cabinet on 19 April 2018, setting out the mission, priorities and strategic objectives of Cannock Chase District Council for the next five years. The supporting Priority Delivery Plans (PDPs) are the annual documents that set out how the Council will achieve progress against its strategic objectives; these plans establish the actions, performance measures and timetables for delivery that are the basis of the Council's quarterly and annual performance reporting framework. A summary of progress, by rating for 2019/20, is given in the table below. This shows that 69.8% of actions have been delivered and a further 9.2% are in progress and will be completed with only minor slippage.

Priority Delivery Plan	Cumulative progress in delivering actions - April 2019 to March 2020				
					Total number of actions
	Action completed	Work in progress but slightly behind schedule	Actions > 3 months / 1 Quarter behind schedule	Action / project to be closed	
Promoting Prosperity	22 (71%)	2 (6.5%)	6 (19.4%)	1 (3.2%)	31
Improving Community Wellbeing – Health and Culture and Sport	11 (91.7%)	0	1 (8.3%)	0	12
Improving Community Wellbeing – Environment, Partnerships and Community Safety	13 (68.4%)	1 (5.3%)	5 (26.3%)	0	19
Corporate	7 (50%)	4 (28.6%)	3 (21.4%)	0	14
TOTAL	53 (69.8%)	7 (9.2%)	15 (19.7%)	1 (1.3%)	76

4. Future Outlook and issues facing the Council

4.1 Planned future developments

The Council is ambitious for the future; that means building on recent progress and making sure we can attract more opportunities for our local communities. Over the last 12 months, the Council has made significant progress on a number of key projects for the District.

In 2018/19 the Council successfully completed the sale of the land adjacent to Mill Green Nature reserve in Cannock. The sale of the land to McArthurGlen, Aviva Investors (on behalf of Aviva Life and Pensions), The Richardson Family and U+I. allowed the land to be developed to deliver the new £160 million West Midlands Designer Outlet Development of the land started September 2018, with completion and opening of the outlet due in 2020.

Demolition of the former Rugeley Power Station site has commenced and brings with it plans to build on it an entirely new sustainable and smart community with over 2,000 homes.

We will continue to endeavour in the future to bring forward more strategic employment sites to maintain the levels of investment we have recently experienced.

In addition the Housing Revenue Account will see unprecedented investment in new housing stock over the medium term.

4.2 Future investments

Provision exists within the General Fund Capital Programme for a District Investment Fund (£5,745,000). The Fund is seen as vital if we are to improve our Town Centres and Train Stations and facilitate further economic growth. Skills and Infrastructure are important ingredients for economic growth in the future. Additional resource has also been included within the revenue budget for Economic Development in order to progress this investment strategy.

The 2020/21 programme also saw the inclusion of Rugeley ATP (£844,000) – with provision being made for an expansion of the current ATP in order to deliver the play and pitch strategy of the District.

Similarly the Housing Revenue Account includes new initiatives whereby in addition to its normal housing investment programme for its existing stock, provision is included within the medium term capital programme for development of the Hawks Green site £3.557 million, purchase of the Aelfgar Site £1.600 million and £9.240 million for new build to provide new social housing in the district.

The above initiatives supplement the £10.959 million of capital investment, in relation to both General Fund and Housing Revenue Account assets, already existing in the 2020/21 capital programme. The key areas of spend are; -

General Fund

- Disabled facilities grants (private residents) £1.452 million
- Additional Cemetery provision £0.933 million
- Rugeley Pedestrian Cycle Linkage £0.219 million

Housing Revenue Account

- Aelfgar Site £1.600 million
- Hawks Green Residential £1.380 million
- Disabled facilities grants on council housing £1.020 million
- External envelopes works £0.983 million
- Central heating upgrades £0.883 million
- Upgrading electrical systems £0.851 million
- Sheltered Schemes works £0.280 million

4.3 Financially sustainable

The Council plans its finances over a medium term 4 year rolling period for revenue and capital and it includes all known financial pressures that it faces over the medium term in its Financial Plan.

The Council approved its three year budget to 2022/23 in January 2020 however like all other authorities a great deal of uncertainty exists post 2020/21 pre COVID -19.

The Council continues to progress the areas within its direct control with balanced budgets set for 2020/21. However a great deal of uncertainty exists post 2020/21 with the key risks arising from fundamental changes to Government Funding that were intended to take place in 2021/22 (implementation of 75% Business Rates Retention; Fair Funding and Business Rates Reset) and the ongoing uncertainty that exists in relation to the longevity of the New Homes Bonus grant scheme. The changes in relation to Business Rates and Fair Funding have now been deferred to 2022/23 however the Medium Term resource position is still unclear. The existing settlement only relates to 2020/21 as it was envisaged any new scheme would be operational from 2021/22 and details of the regime for 2021/22, reflecting the ongoing impact of COVID19 are still awaited. Pre Covid a potentially balanced budget with small use of working balances, existed for 2021/22 and 2022/23 however this is based upon the councils own assumptions rather than actual Government proposals. . The Council is in the process of undertaking service reviews to provide options to deal with the various scenarios to the changes in the level of government funding. The risks in relation to such funding are detailed below.

The Financial risks to the Council can therefore be summarised as follows:

- Central government funding – The government has made considerable cuts in public spending. Further austerity measures will inevitably lead to the Council being under continuing pressure to deliver significant budget savings going forward. 2020/21 onwards will see the Council's Government funding streams being limited to New Homes Bonus/ (replacement housing incentive scheme) and Business Rates and each contains a material volatility element reflecting the prevailing economic climate. Retained Business Rates represents the only funding stream with a minimum level of funding guaranteed with our current level of income above that being at risk. There are also risks in relation to any potential impacts of the COVID pandemic on future funding.
 - New Homes Bonus -The council will receive £1.4 million of grant in 2020/21. Allocations are based upon a 4 year rolling programme and are potentially subject to peaks and troughs. The Technical Consultation on the latest Local Government Settlement indicated that the government intended to amend the New Homes Bonus Scheme post 2020-21. The consultation stated that the scheme would be amended to be more effective in incentivizing housing growth with as an example, using the Housing Delivery Test results, to reward delivery or incentivizing plans that meet or exceed local housing need. The Council awaits consultation on the changes and in particular how the payments of the current four year entitlement to NHB generated in a particular year (legacy payments) are to be dealt with.

Based upon the uncertain nature of this funding stream and in order to promote sustainability, future budgets only reflect the entitlement based upon existing legacy commitments.

- Business Rates Retention Scheme – 2019/20 was intended to be the seventh and final year of the current regime for collecting National Non Domestic Rates (50% Business Rates Retention). Income being shared between central government, the Council, Staffordshire County Council, Staffordshire Commissioner Fire and Rescue Service and the Stoke on Trent and Staffordshire Business Rates Pool. For 2019/20 the Council was part of a 75% Business rates pilot. The continuation the Business rates regime for 2020/21 and 2021/22 carries the following financial risks for the Council:
 - Failure to collect business rates income in accordance with the “Start-Up” funding assessment;
 - Failure to collect business rates billed;
 - Reduced business rates collectable as a result of appeals.
 - Delays in new developments

The introduction of the 75% business rates retention in 2022/23 carries further risks for the Council.

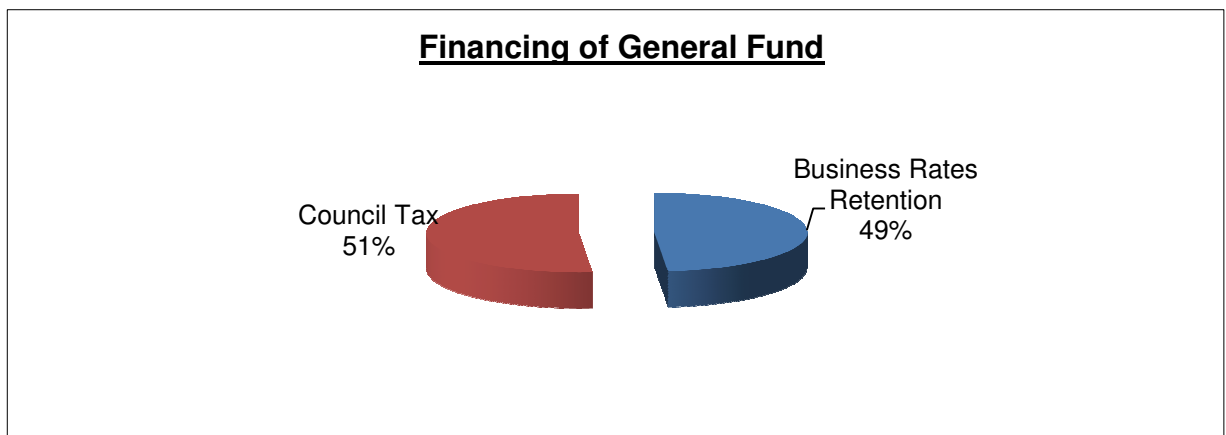
The actual baseline or minimum level of business rates will be reassessed based upon a fair funding review and its distribution is likely to change between the two tiers of local government in county areas.

The biggest risk however is in relation to the planned Reset of growth achieved to date. Three potential options exist in relation to the basis of the reset, notably No Reset (All growth retained); Full Reset (No growth retained) or Partial Reset (Proportion of growth retained) with the growth not retained being redistributed across the local government sector.

At present the level of growth retained by the Council is some £1.2 million and hence the reset methodology used together with any transitional arrangements will be a key element in determining this council's medium term financial sustainability.

As part of its financial planning the Council also identifies its key financial in relation to its own income and expenditure to ensure they are taken into account when considering the budget. Some of the key issues facing the Council in the future are:

- Social Housing Rents – the government policy from 2020/21 is that rents can be increased by a maximum of 1% plus cpi, although this gives greater resources for investment going forward the previous reductions have had a fundamental impact on the housing business plan
- Income levels – a number of main income streams are subject to demand, in particular parking, bereavement services and planning. The Council has limited means to address issues of demand however income is an area that receives particular budget monitoring attention with new or diverse forms of income being explored
- Interest rates – the on-going period of low interest rates has impacted on investment returns. Any overall decrease in rates will reduce income and vice versa. An increase or decrease in interest rates of 0.25% changes investment income by about £95,000.
- Inflationary pressures – price inflation remained at 1.5% in March and is present volatile , nevertheless provision exists as per the Bank of England's 2% target.;
- Pension's costs – although the Council's share of the liabilities in the pension fund showed an improvement in 2019/20, the Council continues to face the pressure of the rising costs of pension's provision with costs increasing by 2% per annum.



It is not possible at this stage to determine the impact of COVID 19 on the financial sustainability of the Council.

The Council is currently experiencing a direct impact in terms of business rates collection and general income losses. The magnitude and duration of such losses is difficult to forecast and various scenarios will continue to be developed to determine any fundamental changes the Council will need to ensure financial sustainability. The impact of COVID 19 will be relevant to all of the above risks

5. Explanation of Financial Statements

The Accounts and Audit Regulations 2015 require the Council to produce a Statement of Accounts for each financial year. These statements contain a number of different elements which are explained below:

5.1 Statements to the Accounts

Statement of Responsibilities for the Statement of Accounts sets out the respective responsibilities of the Council and the Chief Finance Officer (Deputy Managing Director)

Auditors report gives the auditor's opinion of the financial statements and of the council's arrangements for securing economy, efficiency and effectiveness in the use of resources,

5.2 Core Financial Statements

Comprehensive Income and Expenditure Account– This shows the cost of providing services in the year in accordance with International Financial Reporting Standards, rather than the amount funded from Council Tax and other government grants. The amount funded from Council Tax and grants differ from this by a series of adjustments made in accordance with regulations. These adjustments are made in the Movement in Reserves Statement.

Movement in Reserves Statement - This statement provides a summary of the changes that have taken place in the Council's reserves over the financial year by analysing the increase or decrease. Reserves are divided into 'Usable' that can be invested in capital projects or service improvements, and 'Unusable' which must be set aside for specific purposes and cannot be used to fund expenditure.

Balance Sheet – shows the value of the Council's assets and liabilities at the Balance Sheet date. These are matched by reserves which are split into two categories, Usable and Unusable reserves. Unusable reserves are not available to support services and are in the main used to hold unrealised gains and losses, where the actual gain or loss will only become available once another event has occurred. For example, the Revaluation Reserve for Non-Current assets will only become available if the asset is sold and the full value of the asset realised.

Cash Flow Statement – shows the changes in the Council's cash and cash equivalents during the reporting period. The statement shows how Council generates and uses cash and cash equivalents by classifying cash flows as operating, investing and financing activities. The amount of net cash flows arising from operating activities is a key indicator of the extent to which the operations of the Council are funded by way of taxation and grant income, or by the recipient of services provided. Investing activities represent the extent to which cash outflows have been made for resources which are intended to contribute to the Council's future service delivery. Cashflows arising from financing activities are useful when predicting claims on future cashflows to the Council by providers of capital, i.e. borrowing.

5.3 Supplementary Statements

Housing Revenue Account – This statement reflects a statutory obligation to account separately for local authority housing provision. Income and expenditure on Council Housing is 'ring fenced' within the HRA. The statement shows the economic cost in the year of providing housing services rather than the amount to be funded from rent and government grants. Authorities charge rents to cover expenditure in accordance with regulations; this may be different from the accounting cost. The increase or decrease in the year, on the basis of which rents are raised is shown in the Movement on the HRA statement. The Account is self-financing, and contributions from the General Fund Account are not permitted.

Collection Fund - is an agents' statement that reflects the statutory obligation of billing authorities to maintain a separate Collection Fund. The statement shows the transactions of the billing authority in relation to the collection from taxpayers of Council Tax and Non-Domestic Rates (NDR) and its distribution to precepting bodies.

Glossary - This provides an explanation of the technical terms contained within the Statement of Accounts.

5.4 Notes to the Accounts

Expenditure & Funding Analysis - This note was a new requirement for the 2016/17 accounts and shows the expenditure and income which is reported to management as part of the final accounts outturn and scrutiny reports. It then seeks to demonstrate the adjustments which are made to comply with International Financial Standards to arrive at the figures reported within the Comprehensive Income and Expenditure Statement (these are analysed in more detail in note 7 to the accounts).

5.5 Main Changes to the Core Statements and Significant Transactions in 2019/20

There were no major changes to the statements for 2019/20. This was partly due to the requirement to prepare for changes to IFRS 16 Leasing, which was to come into effect from the 1 April 2020 and required an assessment of the impact to be contained within the 2019/20 financial statements. Due to the COVID pandemic implementation of this standard has been deferred to the 1 April 2021.

Comprehensive Income and Expenditure Account (page 29)

- The net cost of services show a reduction of £5.350 million. This principally relates to changes in capital transactions, reduced past service costs, increases being partly offset by additional pension current service costs. Further details are included within note 5 to the accounts.
- There is an increase in other operating expenditure of £4.148 million. This reflects a change in the gain / loss on disposal of fixed assets; this is primarily due to the receipt in respect of mill green in 2018/19.
- There is a surplus on revaluation of Property, Plant and Equipment of £19.303 million reflecting asset valuations. The General Fund element of this was a £1.253 million which relates to valuation of Other land and buildings with valuation date of 31 March 2020. The Housing Revenue Account element was an increase of £18.050 million reflecting full revaluation of housing stock and land and buildings at 31 March 2020.
- There is an actuarial gain of £21.955 million which is primarily due to changes in the financial assumptions - pension, salary and discount rates used to value the pension fund assets. There has also been a gain in the demographic assumptions as a result of an update in the triennial valuation at the 1 April 2019.
- Taxation and non specific grant income show an increase of £1.893 million, this is principally due to increase in Business Rates retained of £1.992 million. This increase reflects additional growth; one off windfall of the business rates pilot £0.534 million and changes in the distribution methodology for both the Central Investment Fund and Contingency Fund forming part of the revised Governance arrangements for the 2019/20 Staffordshire and Stoke on Trent Business Rates Pool (pilot).

Balance Sheet (page 32)

- Property, Plant and Equipment have increased by £9.500 million, this is largely due to the revaluation of assets detailed above with Council dwellings increasing by £13.630 million. Other land and buildings have reduced by £2.722 million reflecting disposals and valuations with Assets under Construction reducing by £1.630 million reflecting reclassification to operational land and buildings.
- Short term investments have reduced by £4.002 million reflecting a change in year end holdings.
- Cash and cash equivalents have increased by £15.012 million which reflects the year end holdings of money market and call account funds These cash holdings partly reflect the transfer of year end holdings from short term investments, additional Business rates income retained and the early payment of Business rates relief for 2020/21 of £2.026 million paid early as a result of the COVID pandemic to aid local authority cashflow. In addition the contributions to reserves in respect of capital expenditure to the major repairs reserve.
- Short term creditors have reduced by £1.898 million, reflecting reduction in capital accruals of £0.604 million and a general reduction in year end revenue creditor accruals

- Provisions have reduced by £1.161 million reflecting the settlement of business rates appeals.
- The pension fund liability has reduced from £79.438 million to £61.764 million, a reduction of increase of £17.674 million which is largely due to the changes in financial assumptions on discount, pension interest rates and the impact of the triennial valuation at the 1 April 2019. The discounts, salary and pension rates assumptions are determined by the Actuary and represent the market conditions at the reporting date.
- Usable reserves have increased overall by £10.239 million primarily reflecting the following;
 - Increase in Capital Receipts of £1.078 million. This is primarily made up of a net increase in HRA receipts of £1.040 million.
 - Increase in Major Repairs reserve of £2.076 million reflecting contribution made in year less application to financing
 - Increase in Housing Revenue Account Earmarked Reserves of £3.220 million, this relates to an increased Revenue Contribution to Capital Outlay balance of £3.081 million reflecting reduced application to capital financing.
 - Reduction in General Fund working balance of £1.916 million, reflecting transfer of £1.624 million to capital reserves and outturn position use of working balance of £0.292 million.
 - Increase in HRA working balance of £0.090 million
 - Increase in General Fund Earmarked Reserves of £5.191 million. The main increase was in relation to Capital earmarked reserves of £3.629 million, following the allocation of economic development income received as part of the 75% Business rates pilot. There was also an increase of £1.627 million in the level of grant reserves.
 - Unusable reserves have increased overall by £30.395 million primarily relating to changes in the Revaluation Reserve (Increase of £15.778 million), Capital Adjustment Account (Reduction of £5.024 million). Pensions reserve liability has reduced by £19.709 million reflecting changes in financial assumptions discount and pension interest rates, impact of triennial actuarial valuation, plus application of the prepayment value for 2019/20 of £2.035 million.

Cash Flow Statement (page 33)

- There is an overall increase of £15.012 million in cash and cash equivalents at the end of the reporting period, primarily due to movement from short term investments £4.002 million plus additional contributions to reserves as a result of business rates pilot, early payment of business rates grant for 2020/21 and HRA contribution to capital reserves.

This page is intentionally blank.

**CERTIFICATION OF ACCOUNTS
STATEMENT OF RESPONSIBILITIES FOR THE
STATEMENT OF ACCOUNTS**

The Council's Responsibilities

The Council is required to:

- make arrangements for the proper administration of its financial affairs and to secure that one of its officers has the responsibility for the administration of those affairs. In this Council, that officer is the Deputy Managing Director with S151 responsibilities;
- manage its affairs to secure economic, efficient and effective use of resources and safeguard its assets;
- approve the Statement of Accounts.

The Deputy Managing Director with S151 Responsibilities

The Deputy Managing Director is responsible for the preparation of the Council's Statement of Accounts in accordance with proper practices as set out in the CIPFA/LASAAC Code of Practice on Local Authority Accounting in the United Kingdom ("The Code of Practice").

In preparing this Statement of Accounts, the Deputy Managing Director has:

- selected suitable accounting policies and then applied them consistently;
- made judgements and estimates that were reasonable and prudent;
- complied with the Code of Practice.

The Deputy Managing Director has also:

- kept proper accounting records which were up to date;
- taken reasonable steps for the prevention and detection of fraud and other irregularities.

Certification by Deputy Managing Director

I certify that this Statement of Accounts gives a true and fair view of the financial position of the Council at the reporting date and of its income and expenditure for the year ended 31 March 2020.

..... Date

R A Kean CPFA - Deputy Managing Director

* this certificate replaces the previous version signed on the 25 June 2020.

Certification by the Chairman of the Audit and Governance Committee

I certify that the Statement of Accounts relating to the year ended 31 March 2020 was considered and approved by the Audit and Governance Committee of the Council on 30 November 2020.

..... Date

Councillor P Stretton - Chair of the Audit and Governance Committee

* signed copy held in Finance

This page is intentionally left blank

COMPREHENSIVE INCOME AND EXPENDITURE ACCOUNT

This statement shows the accounting cost in the year of providing services in accordance with generally accepted accounting practices, rather than the amount to be funded from taxation. Authorities raise taxation to cover expenditure in accordance with statutory requirements; this may be different from the accounting cost. The taxation position is shown in both the Expenditure and Funding Analysis and the Movement in Reserves Statement.

2018/19			2019/20			
Gross Expend £000	Gross Income £000	Net Expend £000		Gross Expend £000	Gross Income £000	Net Expend £000
2,572	(646)	1,926	Corporate Improvement	2,517	(585)	1,932
5,988	(2,168)	3,820	Environment	6,525	(2,158)	4,367
6,740	(614)	6,126	Culture & Sport	5,104	(676)	4,428
4,261	(3,196)	1,065	Economic Development	3,244	(2,539)	705
464	(184)	280	Housing General Fund	556	(241)	315
26,621	(26,214)	407	Health & Wellbeing	23,325	(22,731)	594
234	(86)	148	Town Centre Regeneration	222	(132)	90
3,174	(615)	2,559	Leader of the Council	2,200	(670)	1,530
549	(181)	368	Crime & Partnerships	551	(139)	412
<u>50,603</u>	<u>(33,904)</u>	<u>16,699</u>		<u>44,244</u>	<u>(29,871)</u>	<u>14,373</u>
19,036	(20,009)	(973)	Housing Revenue Account	16,154	(20,151)	(3,997)
<u>69,639</u>	<u>(53,913)</u>	<u>15,726</u>	Cost of Services	<u>60,398</u>	<u>(50,022)</u>	<u>10,376</u>
		(3,776)	Other operating expenditure (Note 13)			372
		4,775	Financing and investment income and expenditure (Note 14)			5,501
		<u>(13,732)</u>	Taxation and non-specific grant income (Note 15)			<u>(15,625)</u>
		2,993	(Surplus) / Deficit on Provision of Services			624
		(13,542)	(Surplus) or deficit on revaluation of Property, Plant and Equipment assets (Note 28)			(19,303)
		-	(Surplus) or deficit on revaluation of available for sale financial assets (Note 28)			-
		4,139	Remeasurement of the net defined benefit liability / asset (Note 28)			(21,955)
		<u>(9,403)</u>	Other Comprehensive Income and Expenditure			<u>(41,258)</u>
		<u>(6,410)</u>	Total Comprehensive Income and Expenditure			<u>(40,634)</u>

MOVEMENT IN RESERVES STATEMENT

This statement shows the movement in the year on the different reserves held by the Council, analysed into 'Usable Reserves' (i.e. those that can be applied to fund expenditure or reduce local taxation) and other 'Unusable Reserves'. The Statement shows how the movements in year of the council's reserves are broken down between gains and losses incurred in accordance with generally accepted accounting practices and the statutory adjustments required to return to the amounts chargeable to council tax for the year. The Net Increase/Decrease line shows the statutory General Fund and Housing Revenue Account Balance movements in the year following those adjustments.

The balance at 31 March for Usable Reserves represents the amount available for use in the delivery of services.

	General Fund Balance £000	Housing Revenue Account Balance £000	Earmarked General Fund Reserves £000	Earmarked Housing Revenue Reserves £000	Capital Receipts Reserve £000	Major Repairs Reserve £000	Capital Grants Unapplied Account £000	Total usable Reserves £000	Unusable Reserves £000	Total Council Reserves £000
Balance at 31 March 2019	(2,916)	(1,573)	(10,887)	(5,225)	(8,377)	(2,433)	(1,681)	(33,092)	(73,253)	(106,345)
Other transfers (Note 12)	1,624	-	(1,624)	-	-	-	-	-	-	-
Movement in reserves during 2019/20										
(Surplus)/deficit on the provision of services	1,591	(967)	-	-	-	-	-	624	-	624
Other Comprehensive Income and Expenditure	-	-	-	-	-	-	-	-	(41,258)	(41,258)
Total Comprehensive Income and Expenditure	1,591	(967)	-	-	-	-	-	624	(41,258)	(40,634)
Adjustments between accounting basis & funding basis under regulations (Note 11)	(4,669)	(2,540)	-	-	(1,078)	(2,076)	(500)	(10,863)	10,863	-
Net (Increase)/Decrease before Transfer to Earmarked Reserves	(3,078)	(3,507)	-	-	(1,078)	(2,076)	(500)	(10,239)	(30,395)	(40,634)
Transfers to/from Earmarked Reserves (Note 12)	3,567	3,220	(3,567)	(3,220)	-	-	-	-	-	-
Internal recharges to HRA	(197)	197	-	-	-	-	-	-	-	-
(Increase)/Decrease in 2019/20	292	(90)	(3,567)	(3,220)	(1,078)	(2,076)	(500)	(10,239)	(30,395)	(40,634)
Balance at 31 March 2020	(1,000)	(1,663)	(16,078)	(8,445)	(9,455)	(4,509)	(2,181)	(43,331)	(103,648)	(146,979)

The Total General Fund balance at 31 March 2020 is £17.078 million, comprising a working balance of £1.000 million and earmarked reserves of £16.078 million.

The Total Housing Revenue Account balance at 31 March 2020 is £10.108 million, comprising a working balance of £1.663 million and earmarked reserves of £8.445 million.

MOVEMENT IN RESERVES STATEMENT

	General Fund Balance £000	Housing Revenue Account Balance £000	Earmarked General Fund Reserves £000	Earmarked Housing Revenue Reserves £000	Capital Receipts Reserve £000	Major Repairs Reserve £000	Capital Grants Unapplied Account £000	Total usable Reserves £000	Unusable Reserves £000	Total Council Reserves £000
Balance at 31 March 2018	(3,136)	(1,739)	(9,786)	(2,074)	(3,064)	(883)	(1,695)	(22,377)	(77,562)	(99,939)
Opening IFRS9 Available for sale	-	-	-	-	-	-	-	-	4	4
Movement in reserves during 2018/19										
(Surplus)/deficit on the provision of services	875	2,118	-	-	-	-	-	2,993	-	2,993
Other Comprehensive Income and Expenditure	-	-	-	-	-	-	-	-	(9,403)	(9,403)
Total Comprehensive Income and Expenditure	875	2,118	-	-	-	-	-	2,993	(9,403)	(6,410)
Adjustments between accounting basis & funding basis under regulations (Note 11)	(1,597)	(5,262)	-	-	(5,313)	(1,550)	14	(13,708)	13,708	-
Net (Increase)/Decrease before Transfer to Earmarked Reserves	(722)	(3,144)	-	-	(5,313)	(1,550)	14	(10,715)	4,305	(6,410)
Transfers to/from Earmarked Reserves (Note 12)	1,101	3,151	(1,101)	(3,151)	-	-	-	-	-	-
Internal recharges to HRA	(159)	159	-	-	-	-	-	-	-	-
(Increase)/Decrease in 2018/19	220	166	(1,101)	(3,151)	(5,313)	(1,550)	14	(10,715)	4,305	(6,410)
Balance at 31 March 2019	(2,916)	(1,573)	(10,887)	(5,225)	(8,377)	(2,433)	(1,681)	(33,092)	(73,253)	(106,345)

The Total General Fund balance at 31 March 2019 is £13.803 million, comprising a working balance of £2.916 million and earmarked reserves of £10.887 million.

The Total Housing Revenue Account balance at 31 March 2019 is £6.798 million, comprising a working balance of £1.573 million and earmarked reserves of £5.225 million.

BALANCE SHEET

The Balance Sheet shows the value as at 31 March 2020 of the assets and liabilities recognised by the Council. The net assets of the Council (assets less liabilities) are matched by the reserves held by the Council. Reserves are reported in two categories:

The first category of reserves are Usable Reserves, i.e. those reserves that the Council may use to provide services, subject to the need to maintain a prudent level of reserves and any statutory limitations on their use (for example the Capital Receipts Reserve that may only be used to fund capital expenditure or repay debt).

The second category of reserves includes reserves that hold unrealised gains and losses (for example Revaluation Reserve) where amounts would only become available to provide services if the assets are sold, and reserves that hold timing differences shown in the Movement in Reserves Statement line 'Adjustments between accounting basis and funding basis under regulations'.

31 March 2019 £000		Notes	31 March 2020 £000
246,663	Property, Plant & Equipment	16	256,163
296	Heritage Assets	17	296
1,689	Investment Properties	18	1,315
168	Intangible Assets	19	65
	Assets for Sale	24	368
57	Long Term Debtors	20	57
248,873	Long Term Assets		258,264
7,505	Short Term Investments	20	3,503
109	Inventories	21	102
6,313	Short Term Debtors	22	5,958
20,101	Cash and Cash Equivalents	23	35,113
34,028	Current Assets		44,676
(325)	Short Term Borrowing	20	(326)
(10,558)	Short Term Creditors	25	(8,660)
(153)	Grants Receipts in Advance-Revenue	37	(144)
(511)	Grants Receipts in Advance-Capital	37	(892)
(11,547)	Current Liabilities		(10,022)
(24)	Long Term Creditors	20	(21)
(81,605)	Long Term Borrowing	51	(81,605)
(3,238)	Provisions	26	(2,077)
(30)	Other Long Term Liabilities	50	(21)
(79,438)	Pensions	43	(61,764)
(674)	Finance Lease	40	(451)
(165,009)	Long Term Liabilities		(145,939)
106,345	Net Assets		146,979
(33,092)	Usable Reserves	27	(43,331)
(73,253)	Unusable Reserves	28	(103,648)
(106,345)	Total Reserves		(146,979)

CASH FLOW STATEMENT

The Cash Flow Statement shows the changes in cash and cash equivalents of the Council during the reporting period. The statement shows how the Council generates and uses cash and cash equivalents by classifying cash flows as operating, investing and financing activities. The amount of net cash flows arising from operating activities is a key indicator of the extent to which the operations of the Council are funded by way of taxation and grant income or from the recipients of services provided by the Council. Investing activities represent the extent to which cash outflows have been made for resources which are intended to contribute to the Council's future service delivery. Cash flows arising from financing activities are useful in predicting claims on future cash flows by providers of capital (i.e. borrowing) to the Council.

2018/19 £000	2019/20 £000
2,993 Net (surplus) or deficit on the provision of services	624
(24,214) Adjustments to net surplus or deficit on the provision of services for non-cash movements (Note 29)	(18,747)
9,535 Adjustments for items included in the net surplus or deficit on the provision of services that are investing and financing activities (Note 29)	4,968
<hr/> (11,686) Net cash flows from Operating Activities	<hr/> (13,155)
2,055 Investing Activities (Note 30)	(5,113)
(2,264) Financing Activities (Note 31)	3,256
<hr/> (11,895) Net (increase) / decrease in cash and cash equivalents	<hr/> (15,012)
8,206 Cash and cash equivalents at the beginning of the reporting period	20,101
<hr/> <hr/> 20,101 Cash and cash equivalents at the end of the reporting period (Note 23)	<hr/> <hr/> 35,113

NOTES TO THE ACCOUNTS

1. Accounting Policies

i General Principles

The Statement of Accounts summarises the Council's transactions for the 2019/20 financial year and its position at the year end of 31 March 2020. The Council is required to prepare an annual Statement of Accounts by the Accounts and Audit Regulations 2015, which is required to be prepared in accordance with proper accounting practices. These practices under Section 21 of the 2003 Act primarily comprise the Code of Practice on Local Authority Accounting in the United Kingdom 2019/20, supported by International Financial Reporting Standards (IFRS) and statutory guidance issued under Section 12 of the 2003 Act.

In compiling the disclosure notes the Council has given due regard to materiality and therefore detailed disclosures are not given for items below £50,000 unless there is a statutory override. The general principle used for rounding is to the nearest £000's.

The accounting convention adopted in the Statement of Accounts is principally historical cost, modified by the revaluation of certain categories of non-current assets and financial instruments.

The accounts have been prepared on a going concern basis as set out in the Code of Practice. In application of this principle the Council is obliged to consider whether this is appropriate and provide clear evidence of its applicability. For 2019/20 the Council has undertaken this review and considered it reasonable, this is demonstrated within the narrative report for the Covid 19 impact and in the Treasury Investment Strategy.

ii Accruals of Income and Expenditure

Activity is accounted for in the year that it takes place, not simply when cash payments are made or received. The Council operates a de minimus for accruals of £2,000. In particular:

- Revenue from contracts with service recipients, whether for services or the provision of goods, is recognised when (or as) the goods or services are transferred to the service recipient in accordance with the performance obligations of the contract.
- Supplies are recorded as expenditure when they are consumed - where there is a gap between the date supplies are received and their consumption, they are carried as inventories on the Balance Sheet.
- Expenses in relation to services received (including services provided by employees) are recorded as expenditure when the services are received rather than when payments are made.
- Interest receivable on investments or payable on borrowings is accounted for respectively as income and expenditure on the basis of the effective interest rate for the relevant financial instrument rather than the cash flows fixed or determined by the contract.
- Where revenue and expenditure have been recognised but cash has not been received or paid, a debtor or creditor for the relevant amount is recorded in the Balance Sheet. Where debts may not be settled the balance of debtors is written down and a charge made to revenue for the income that might not be collected.

iii Cash and Cash Equivalents

Cash is represented by cash in hand and deposits with financial institutions repayable without penalty on notice of not more than 24 hours. Cash equivalents are investments that mature in three months or less from the date of acquisition and that are readily convertible to known amounts of cash with insignificant risk of change in value.

In the Cash Flow Statement, cash and cash equivalents are shown net of bank overdrafts that are repayable on demand and form an integral part of the Council's cash management.

iv Prior Period Adjustments, Changes in Accounting Policies and Estimates and Errors

Prior period adjustments may arise as a result of a change in accounting policies or to correct a material error. Changes in accounting estimates are accounted for prospectively, i.e. in the current and future year affected by the change and do not give rise to a prior period adjustment.

Changes in accounting policies are only made when required by proper accounting practices or the change provides more reliable or relevant information about the effect of transactions, other events and conditions on the Council's financial performance. Where a change is made, it is applied retrospectively (unless stated otherwise) by adjusting opening balances and comparative amounts for the prior period as if the new policy had always been applied.

Material errors discovered in prior period figures are corrected retrospectively by amending opening balances and comparative amounts for the prior period.

v Charges to Revenue for Non-Current Assets

Services, support services and trading accounts are debited with the following amounts to record the cost of holding property, plant and equipment during the year:

- depreciation attributable to the assets used by the relevant service
- revaluation and impairment losses on assets used by the service where there are no accumulated gains in the Revaluation Reserve against which the losses can be written off
- amortisation of intangible assets attributable to the service.

The Council is not required to raise council tax to fund depreciation, revaluation and impairment losses or amortisations. However, it is required to make an annual contribution from revenue towards the reduction in its overall borrowing requirement equal to an amount calculated on a prudent basis determined by the Council in accordance with statutory guidance.

Depreciation, revaluation and impairment losses and amortisations are therefore replaced by the contribution in the General Fund Balance Minimum Revenue Provision (MRP), by way of an adjusting transaction with the Capital Adjustment Account in the Movement in Reserves Statement for the difference between the two.

vi Employee Benefits

Benefits Payable During Employment

Short-term employee benefits are those due to be settled within 12 months of the year-end. They include such benefits as wages and salaries, paid annual leave and paid sick leave, bonuses and non-monetary benefits (for example, leased cars) for current employees are recognised as an expense for services in the year in which employees render the service to the Council. An accrual is made for the cost of holiday entitlements (or any form of leave, for example, time off in lieu) earned by employees but not taken before the year-end which employees can carry forward into the next financial year. The accrual is made at the wage and salary rates applicable in the following accounting year, being the period in which the employee takes the benefit. The accrual is charged to the Surplus or Deficit on the Provision of Services, but then reversed out through the Movement in Reserves Statement so that holiday benefits are charged to revenue in the financial year in which holiday absence occurs.

Termination Benefits

Termination benefits are amounts payable as a result of a decision by the Council to terminate an officer's employment before the normal retirement date or an officer's decision to accept voluntary redundancy and are charged on an accruals basis to the relevant Portfolio in the Comprehensive Income and Expenditure Statement at the earlier of when the Council can no longer withdraw the offer of those benefits or when the Council recognises the costs for a restructuring.

Where termination benefits involve the enhancement of pensions, statutory provisions require the General Fund balance to be charged with the amount payable by the Council to the pension fund or pensioner in the year, not the amount calculated according to the relevant accounting standards. In the Movement of Reserves Statement, appropriations are required to and from the Pensions Reserve to remove the notional debits and credits for pension enhancement termination benefits and replace them with debits for the cash paid to the pension fund and pensioners and any such amounts payable but unpaid at the year-end.

Post Employment Benefits

Employees of the Council are members of the Local Government Pension Scheme, administered by Staffordshire County Council. The scheme provided defined benefits to members (retirement lump sums and pensions), earned as employees work for the Council.

The Local Government Scheme is accounted for as a defined benefit scheme:

- The liabilities of the Staffordshire County Council (SCC) pension fund attributable to the Council are included on the Balance Sheet on an actuarial basis using the projected unit method - i.e. an assessment of the future payments that will be made in relation to retirement benefits earned to date by employees, based on assumptions about mortality rates, employee turnover rates, etc, and projections of projected earnings for current employees.
- Liabilities are discounted to their value at current prices, using an appropriate discount rate determined by the actuary.
- The assets of the SCC pension fund attributable to the Council are included in the Balance Sheet at their fair value:
 - quoted securities - current bid price
 - unquoted securities - professional estimate
 - unitised securities - current bid price
 - property - market value
- The change in the net pensions liability is analysed into seven components:
 - current service cost - the increase in liabilities as a result of years of service earned this year - allocated in the Comprehensive Income and Expenditure Statement to the services for which the employees worked.
 - past service cost - the increase in liabilities as a result of a scheme amendment or curtailment whose effect relates to years of service earned in earlier years - debited to the Surplus or Deficit on the Provision of Services in the Comprehensive Income and Expenditure Statement within the Leader of The Council line as part of Non-distributed costs.
 - net interest on the net defined benefit liability (asset), i.e. net interest expense for the Council - the change during the period in the net defined benefit liability (asset) that arises from the passage of time charged to the Financing and Investment Income and Expenditure line of the Comprehensive Income and Expenditure Statement. This is calculated by applying the discount rate used to measure the defined benefit obligation at the beginning of the period to the net defined benefit liability (asset) at the beginning of the period, taking into account any changes in the net defined benefit liability (asset) during the period as a result of contribution and benefit payments.
 - the return on plan assets - excluding amounts included in net interest on the net defined benefit liability (asset) - charged to the Pensions Reserve as Other Comprehensive Income and Expenditure.
 - actuarial gains and losses - changes in the net pensions liability that arise because events have not coincided with assumptions made at the last actuarial valuation or because the actuaries have updated their assumptions - charged to the Pensions Reserve as Other Comprehensive Income and Expenditure.
 - contributions paid to the SCC pension fund - cash paid as employer's contributions to the pension fund in settlement of liabilities; not accounted for as an expense.

In relation to retirement benefits, statutory provisions require the General Fund balance to be charged with the amount payable by the Council to the pension fund or directly to pensioners in the year, not the amount calculated according to the relevant accounting standards. In the Movement in Reserves Statement, this means that there are appropriations to and from the Pensions Reserve to remove the notional debits and credits for retirement benefits and replace them with debits for the cash paid to the pension fund and pensioners and any such amounts payable but unpaid at the year end. The negative balance that arises on the Pensions Reserve thereby measures the beneficial impact to the General Fund of being required to account for retirement benefits on the basis of cash flows rather than as benefits are earned by employees.

Discretionary Benefits

The Council also has restricted powers to make discretionary awards of retirement benefits in the event of early retirements. Any liabilities estimated to arise as a result of an award to any member of staff are accrued in the year of the decision to make the award and accounted for using the same policies as are applied to the Local Government Pension Scheme.

vii Events After the Balance Sheet Date

Events after the Balance Sheet date are those events, both favourable and unfavourable, that occur between the end of the reporting period and the date when the Statement of Accounts is authorised for issue. Two types of events can be identified:

- those that provide evidence of conditions that existed at the end of the reporting period - the Statement of Accounts is adjusted to reflect such events
- those that are indicative of conditions that arose after the reporting period - the Statement of Accounts is not adjusted to reflect such events, but where a category of events would have a material effect, disclosure is made in the notes of the nature of the events and their estimated financial effect.

Events taking place after the date of authorisation for issue are not reflected in the Statement of Accounts.

viii Financial Instruments

Financial Liabilities

Financial liabilities are recognised on the Balance Sheet when the Council becomes a party to the contractual provisions of a financial instrument and are initially measured at fair value and are carried at their amortised cost. Annual charges to the Financing and Investment Income and Expenditure line in the Comprehensive Income and Expenditure Statement for interest payable are based on the carrying amount of the liability, multiplied by the effective rate of interest for the instrument. The effective interest rate is the rate that exactly discounts estimated future cash payments over the life of the instrument to the amount at which it was originally recognised.

For most of the borrowings held by the Council, this means that the amount presented in the Balance Sheet is the outstanding principal repayable (plus accrued interest); and interest charged to the Comprehensive Income and Expenditure Statement is the amount payable for the year according to the loan agreement.

Discounts on the early repayment of loans are apportioned between the General Fund and HRA with the General Fund element being credited immediately and the HRA share being amortised over 10 years.

Financial Assets

Financial assets are classified based on the business model for holding the assets and based on the make up of the cashflows. There are three main classes of financial asset measured at:

- amortised cost
- fair value through profit or loss (FVPL)
- fair value through other comprehensive income (FVOCI)

The Council's business model is to hold investments to collect contractual cash flows. Financial assets are therefore classified as amortised cost, except for those who contractual payments are not solely payment of principal and interest (ie where the cash flows do not take the form of a basic debt instrument).

Financial Assets measured at amortised cost

Financial assets measured at amortised cost are recognised on the Balance Sheet when the Council becomes a party to the contractual provisions of a financial instrument and are initially measured at fair value. They are subsequently measured at their amortised cost. Annual credits to the Financing and Investment Income and Expenditure line in the Comprehensive Income and Expenditure Statement (CIES) for interest receivable are based on the carrying value of the asset multiplied by the effective rate of interest for the instrument. For most of the financial assets held by the Council this means that the amount presented in the Balance Sheet is the outstanding principal receivable (plus accrued interest).

Any gains/losses that arise on the derecognition of an asset are credited or debited to the Financing and Investment Income and Expenditure line in the Comprehensive Income and Expenditure Statement.

Expected Credit Loss Model

The Council recognises expected credit losses on all of its financial assets held at amortised cost, either on a 12 month or lifetime basis. Only lifetime losses are recognised for trade receivables (debtors) held by the Council. The Council has also extended lifetime losses to lease receivables.

Impairment losses are calculated to reflect the expectation that the future cash flows might not take place because the borrower could default on their obligations. Credit risk plays a crucial part in assessing losses. Where risk has increased significantly or remains low, losses are assessed on the basis of 12 month expected credit losses.

ix Government Grants and Contributions

Whether paid on account, by instalments or in arrears, government grants and third party contributions and donations are recognised as due to the Council where there is reasonable assurance that:

- the Council will comply with the conditions attached to the payments, and
- the grants or contributions will be received.

Amounts recognised as due to the Council are not credited to the Comprehensive Income and Expenditure Statement until conditions attached to the grant or contribution have been satisfied. Conditions are stipulations that specify that the future economic benefits or service potential embodied in the asset acquired using the grant or contribution are required to be consumed by the recipient as specified, or future economic benefits or service potential must be transferred to the transferor.

Monies advanced as grants and contributions for which conditions have not been satisfied are carried in the Balance Sheet as creditors. When conditions are satisfied, the grant or contribution is credited to the relevant service line (attributable revenue grants and contributions) or Taxation and Non-Specific Grant Income (non-ring-fenced revenue grants and all capital grants) in the Comprehensive Income and Expenditure Statement.

Where capital grants are credited to the Comprehensive Income and Expenditure Statement, they are reversed out of the General Fund Balance in the Movement in Reserves Statement. Where the grant has yet to be used to finance capital expenditure, it is posted to the Capital Grants Unapplied reserve. Where it has been applied, it is posted to the Capital Adjustment Account. Amounts in the Capital Grants Unapplied reserve are transferred to the Capital Adjustment Account once they have been applied to fund capital expenditure.

Community Infrastructure Levy

The Council has elected to charge a Community Infrastructure Levy (CIL). The levy is charged on new builds (chargeable developments for the Council) with appropriate planning consent. The Council charges for and collects the levy which is a planning charge. The income from the levy will be used to fund infrastructure projects to support the development of the area.

CIL is received without outstanding conditions, it is therefore recognised at the commencement date of the chargeable development in the Comprehensive Income and Expenditure Statement in accordance with the accounting policy for government grants and contributions set out above. CIL charges will be largely used to fund expenditure. However a small proportion of the charges may be used to fund revenue expenditure.

x Heritage Assets

Tangible and Intangible Heritage Assets

The Council's heritage assets comprise the Civic Regalia and Museum artefacts. The collections are held in support of the primary objective of increasing the knowledge, understanding and appreciation of the Council's history and local area. Heritage assets are recognised and measured (including the treatment of revaluation gains and losses) in accordance with the Council's accounting policies on property, plant & equipment. However some of the measurement rules are relaxed in relation to heritage assets as detailed below.

Civic Regalia

These items are reported in the Balance Sheet based on the latest valuation available which for this item is insurance valuation.

Museum Artefacts

These items are reported in the Balance Sheet based on the latest valuation available which for this item is insurance valuation.

Heritage Assets - General

The carrying amounts of heritage assets are reviewed where there is evidence of impairment for heritage assets, e.g. where an item has suffered physical deterioration or breakage or where doubts arise to its authenticity. Any impairment is recognised and measured in accordance with the Council's general policies on impairment (see note xvii in this summary of significant accounting policies). The Council may occasionally dispose of heritage assets if unsuitable for public display. The proceeds of such items are accounted for in accordance with the Council's general provisions relating to the disposal of property, plant and equipment. Disposal proceeds are accounted for in accordance with statutory accounting requirements relating to capital expenditure and capital receipts (see notes xvii in this summary of significant accounting policies).

xi Intangible Assets

Expenditure on non-monetary assets that do not have physical substance but are controlled by the Council as a result of past events (e.g. software licences) is capitalised when it is expected that future economic benefits or service potential will flow from the intangible asset to the Council.

Internally generated assets are capitalised where it is demonstrable that the project is technically feasible and is intended to be completed (with adequate resources being available) and the Council will be able to generate future economic benefits or deliver service potential by being able to sell or use the asset. Expenditure is capitalised where it can be measured reliably as attributable to the asset and is restricted to that incurred during the development phase (research and development expenditure cannot be capitalised).

Expenditure on the development of websites is not capitalised if the website is solely or primarily intended to promote or advertise the Council's goods or services.

Intangible assets are measured initially at cost. Amounts are only revalued where the fair value of the assets held by the Council can be determined by reference to an active market. In practice, no intangible asset held by the Council meets this criterion, and they are therefore carried at amortised cost. The depreciable amount of an intangible asset is amortised over its useful life to the relevant service line(s) in the Comprehensive Income and Expenditure Statement. Any gain or loss arising on the disposal or abandonment of an intangible asset is posted to the Other Operating Expenditure line in the Comprehensive Income and Expenditure Statement.

Where expenditure on intangible assets qualifies as capital expenditure for statutory purposes, amortisation, impairment losses and disposal gains and losses are not permitted to have an impact on the General Fund Balance. The gains and losses are therefore reversed out of the General Fund Balance in the Movement in Reserves Statement and posted to the Capital Adjustment Account and (for sale proceeds greater than £10,000) the Capital Receipts Reserve.

xii Interests in Companies and Other Entities

The Council has no material interests in companies and other entities that have the nature of subsidiaries, associates and jointly controlled entities and require it to prepare group accounts.

xiii Inventories and Long Term Contracts

Inventories are included in the Balance Sheet at the lower of cost or net realisable value.

Long term contracts are accounted for on the basis of charging the Surplus or Deficit on the Provision of Services with the value of works and services received under the contract during the financial year.

xiv Investment Properties

Investment properties are those that are used solely to earn rentals and/or for capital appreciation. The definition is not met if the property is used in any way to facilitate the delivery of services or production of goods or services.

Investment properties are measured initially at cost and subsequently at fair value, based on the amount at which the asset could be exchanged between knowledgeable parties at arms-length. They are not depreciated but are revalued annually at fair value. Gains and losses on revaluation and disposal are posted to the Financing and Investment Income and Expenditure line in the Comprehensive Income and Expenditure Statement.

Rentals received in relation to investment properties are credited to the Financing and Investment Income line and result in a gain for the General Fund Balance. However, revaluation and disposal gains and losses are not permitted by statutory arrangements to have an impact on the General Fund Balance. The gains and losses are therefore reversed out of the General Fund Balance in the Movement in Reserves Statement and posted to the Capital Adjustment Account and (for any sale proceeds greater than £10,000) the Capital Receipts Reserve.

xv Leases

Leases are classified as finance leases where the lease terms transfer substantially all the risks and rewards incidental to ownership of the property, plant or equipment from the lessor to the lessee. All other leases are classified as operating leases.

Where a lease covers both land and buildings, the land and building elements are considered separately for classification.

Arrangements that do not have the legal status of a lease but convey a right to use an asset in return for payment are accounted for under this policy where fulfilment of the arrangement is dependent on the use of specific assets.

The Council as Lessee:

Finance Leases

Property, plant and equipment held under finance leases are recognised on the Balance Sheet at the commencement of the lease at its fair value measured at the lease's inception (or the present value of the minimum lease payments, if lower). The asset is matched by a liability for the obligation to pay the lessor. Initial direct costs of the Council are added to the carrying amount of the asset. Premiums paid on entry into a lease are applied to writing down the lease liability. Contingent rents are charged as expenses in the periods in which they are incurred.

Lease payments are apportioned between:

- a charge for the acquisition of the interest in the property, plant or equipment - applied to write down the lease liability, and
- a finance charge (debited to the Financing and Investment Income and Expenditure line in the Comprehensive Income and Expenditure Statement).

Property, plant and equipment recognised under finance leases is accounted for using the policies applied generally to such assets, subject to depreciation being charged over the lease term if this is shorter than the asset's estimated useful life (where ownership of the asset does not transfer to the Council at the end of the lease period).

The Council is not required to raise council tax to cover depreciation or revaluation and impairment losses arising on leased assets. Instead, a prudent annual contribution is made from revenue funds towards the deemed capital investment in accordance with statutory requirements. Depreciation, revaluation and impairment losses are therefore substituted by a revenue contribution in the General Fund Balance, by way of an adjusting transaction with the Capital Adjustment Account in the Movement In Reserves Statement for the difference between the two.

Operating Leases

Rentals paid under operating leases are charged to the Comprehensive Income and Expenditure Statement as an expense of the services benefiting from use of the leased property, plant and equipment. Charges are made on a straight line basis over the life of the lease, even if this does not match the pattern of payments (e.g. there is a rent-free period at the commencement of the lease).

The Council as Lessor:

Finance Leases

Where the Council grants a finance lease over a property or an item of plant or equipment, the relevant asset is written out of the Balance Sheet as a disposal. At the commencement of the lease, the carrying amount of the asset in the Balance Sheet is written off to the Other Operating Expenditure line in the Comprehensive Income and Expenditure Statement as part of the gain or loss on disposal. A gain, representing the Council's net investment in the lease, is credited to the same line in the Comprehensive Income and Expenditure Statement also as part of the gain or loss on disposal (i.e. netted off against the carrying value of the asset at the time of disposal), matched by a lease (long-term debtor) asset in the Balance Sheet.

Lease rentals receivable are apportioned between:

- a charge for the acquisition of the interest in the property - applied to write down the lease debtor (together with any premiums received), and
- finance income (credited to the Financing and Investment Income and Expenditure line in the Comprehensive Income and Expenditure Statement).

The gain credited to the Comprehensive Income and Expenditure Statement on disposal is not permitted by statute to increase the General Fund Balance and is required to be treated as a capital receipt. Where a premium has been received, this is posted out of the General Fund Balance to the Capital Receipts Reserve in the Movement in Reserves Statement. Where the amount due in relation to the lease asset is to be settled by the payment of rentals in future financial years, this is posted out of the General Fund Balance to the Deferred Capital Receipts Reserve in the Movement in Reserves Statement. When the future rentals are received, the element for the capital receipt for the disposal of the asset is used to write down the lease debtor. At this point, the deferred capital receipts are transferred to the Capital Receipts Reserve.

The written-off value of disposals is not a charge against council tax, as the cost of property, plant and equipment is fully provided for under separate arrangements for capital financing. Amounts are therefore appropriated to the Capital Adjustment Account from the General Fund Balance in the Movement in Reserves Statement.

Operating Leases

Where the Council grants an operating lease over a property or an item of plant or equipment, the asset is retained in the Balance Sheet. Rental income is credited to the Other Operating Expenditure line in the Comprehensive Income and Expenditure Statement. Credits are made on a straight-line basis over the life of the lease, even if this does not match the pattern of payments (e.g. there is a premium paid at the commencement of the lease). Initial direct costs incurred in negotiating and arranging the lease are added to the carrying amount of the relevant asset and charged as an expense over the lease term on the same basis as rental income.

xvi Overheads and Support Services

The costs of overheads and support services are charged to service segments in accordance with the authority's arrangements for accountability and financial performance. This means that the majority of the recharges are excluded as the budgets are produced and reported on within service segments at a controllable level for the General Fund, with only a small number of recharges included within the reported performance. The Housing Revenue Account (HRA) includes all recharges from support services as this is the basis on which this is reported.

xvii Property, Plant and Equipment

Assets that have physical substance and are held for use in the production or supply of goods or services, for rentals to others, or for administrative purposes and that are expected to be used during more than one financial year are classified as Property, Plant and Equipment.

Recognition

Expenditure on the acquisition, creation or enhancement of Property, Plant and Equipment is capitalised on an accruals basis, provided that it is probable that the future economic benefits or service potential associated with the item will flow to the Council and the cost of the item can be measured reliably. Expenditure that maintains but does not add to an asset's potential to deliver future economic benefits or service potential (i.e. repairs and maintenance) is charged as an expense when it is incurred. The de-minimus value for items to be treated as capital expenditure is £20,000.

Measurement

Assets are initially measured at cost, comprising:

- the purchase price
- any costs attributable to bringing the asset to the location and condition necessary for it to be capable of operating in the manner intended by management
- the initial estimate of the costs of dismantling and removing the item and restoring the site on which it is located.

The Council does not capitalise borrowing costs incurred whilst assets are under construction.

The cost of assets acquired other than by purchase is deemed to be its fair value, unless the acquisition does not have commercial substance (i.e. it will not lead to a variation in the cash flows of the Council). In the latter case, where an asset is acquired via an exchange, the cost of the acquisition is the carrying amount of the asset given up by the Council.

Donated assets are measured initially at fair value. The difference between fair value and any consideration paid is credited to the Taxation and Non-Specific Grant Income line of the Comprehensive Income and Expenditure Statement, unless the donation has been made conditionally. Until conditions are satisfied, the gain is held in the Donated Assets Account. Where gains are credited to the Comprehensive Income and Expenditure Statement, they are reversed out of the General Fund Balance to the Capital Adjustment Account in the Movement in Reserves Statement.

Assets are then carried in the Balance Sheet using the following measurement bases:

- infrastructure, community assets - depreciated historical cost (DHC)
- assets under construction - cost
- surplus assets - the current value measurement basis is fair value, estimated at highest and best use from a market participant's perspective
- all other assets - current value, determined as the amount that would be paid for the asset in its existing use (EUV).

Where there is no market-based evidence of fair value because of the specialist nature of an asset, depreciated replacement cost (DRC) is used as an estimate of fair value.

Where non-property assets that have short useful lives or low values (or both), depreciated historical cost basis is used as a proxy for fair value.

Assets included in the Balance Sheet at current value are revalued sufficiently regularly to ensure that their carrying amount is not materially different from their current value at the year-end, but as a minimum every five years.

Increases in valuations are matched by credits to the Revaluation Reserve to recognise unrealised gains. Exceptionally, gains might be credited to the Comprehensive Income and Expenditure Statement where they arise from the reversal of a loss previously charged to a service.

Where decreases in value are identified, they are accounted for by:

- where there is a balance of revaluation gains for the asset in the Revaluation Reserve, the carrying amount of the asset is written down against that balance (up to the amount of the accumulated gains)
- where there is no balance in the Revaluation Reserve or an insufficient balance, the carrying amount of the asset is written down against the relevant service line(s) in the Comprehensive Income and Expenditure Statement.

The Revaluation Reserve contains revaluation gains recognised since 1 April 2007 only, the date of its formal implementation. Gains arising before that date have been consolidated into the Capital Adjustment Account.

Impairment

Assets are assessed at each year-end as to whether there is any indication that an asset may be impaired. Where indications exist and any possible differences are estimated to be material, the recoverable amount of the asset is estimated and, where this is less than the carrying amount of the asset, an impairment loss is recognised for the shortfall.

Where impairment losses are identified, they are accounted for by:

- where there is a balance of revaluation gains for the asset in the Revaluation Reserve, the carrying amount of the asset is written down against that balance up to the amount of the accumulated gains)
- where there is no balance in the Revaluation Reserve or an insufficient balance, the carrying amount of the asset is written down against the relevant service line(s) in the Comprehensive Income and Expenditure Statement.

Where an impairment loss is reversed subsequently, the reversal is credited to the relevant service line(s) in the Comprehensive Income and Expenditure Statement, up to the amount of the original loss, adjusted for depreciation that would have been charged if the loss had not been recognised.

Depreciation

Depreciation is provided for on all Property, Plant and Equipment assets by the systematic allocation of their depreciable amounts over their useful lives. An exception is made for assets without a determinable finite useful life (i.e. freehold land and certain Community Assets) and assets that are not yet available for use (i.e. assets under construction).

Depreciation is calculated on the following bases:-

- dwellings and other buildings - straight-line allocation over the life of the property as estimated by the valuer
- council housing - 75 years
- vehicles, plant and equipment - straight-line allocation on historic cost over 5 years or over the period of the lease
- infrastructure - straight-line allocation on historic cost over 25 years

Where an item of Property, Plant and Equipment asset has major components whose cost is significant in relation to the total cost of the item, the components are depreciated separately. The Council has established a de minimus threshold in relation to componentisation of £1 million or 10% of the total asset value.

Revaluation gains are also depreciated, with an amount equal to the difference between current value depreciation charged on assets and the depreciation that would have been chargeable based on their historical cost being transferred each year from the Revaluation Reserve to the Capital Adjustment Account.

Disposals and Non-current Assets Held for Sale

When it becomes probable that the carrying amount of an asset will be recovered principally through a sale transaction rather than through its continuing use, it is reclassified as an Asset Held for Sale. The asset is revalued immediately before reclassification and then carried at the lower of this amount and fair value less costs to sell. Where there is a subsequent decrease to fair value less costs to sell, the loss is posted to the Other Operating expenditure line in the Comprehensive Income and Expenditure Statement. Gains in fair value are recognised only up to the amount of any losses previously recognised in the Surplus or Deficit on Provision of Services. Depreciation is not charged on Assets Held for Sale.

If assets no longer meet the criteria to be classified as Assets Held for Sale, they are reclassified back to non-current assets and valued at the lower of their carrying amount before they were classified as held for sale; adjusted for depreciation, amortisation or revaluations that would have been recognised had they not been classified as Held for Sale and their recoverable amount at the date of the decision not to sell.

Assets that are to be abandoned or scrapped are not reclassified as Assets Held for Sale.

When an asset is disposed of or decommissioned, the carrying amount of the asset in the Balance Sheet (whether Property, Plant and Equipment or Assets Held for Sale) is written off to the Other Operating Expenditure line in the Comprehensive Income and Expenditure Account as part of the gain or loss on disposal. Receipts from disposals (if any) are credited to the same line in the Comprehensive Income and Expenditure Account also as part of the gain or loss on disposal (i.e. netted off against the carrying value of the asset at the time of disposal). Any revaluation gains accumulated for the asset in the Revaluation Reserve are transferred to the Capital Adjustment Account.

Amounts received for a disposal in excess of £10,000 are categorised as capital receipts and are credited to the Capital Receipts Reserve, and can then only be used for new capital investment or set aside to reduce the Council's underlying need to borrow (the capital financing requirement). Receipts are appropriated to the Reserve from the General Fund Balance in the Movement in Reserves Statement.

The written-off value of disposals is not a charge against council tax, as the cost of property, plant and equipment is fully provided for under separate arrangements for capital financing. Amounts are appropriated to the Capital Adjustment Account from the General Fund Balance in the Movement in Reserves Statement.

xviii Provisions, Contingent Liabilities and Contingent Assets

Provisions

Provisions are made where an event has taken place that gives the Council a legal or constructive obligation that probably requires settlement by a transfer of economic benefits or service potential, and a reliable estimate can be made of the amount of the obligation. For instance, the Council may be involved in a court case that could eventually result in the making of a settlement or the payment of compensation.

Provisions are charged as an expense to the appropriate service line in the Comprehensive Income and Expenditure Statement in the year that the Council becomes aware of the obligation, and are measured at the best estimate at the Balance Sheet date of the expenditure required to settle the obligation, taking into account relevant risks and uncertainties.

When payments are eventually made, they are charged to the provision carried in the Balance Sheet. Estimated settlements are reviewed at the end of each financial year - where it becomes less than probable that a transfer of economic benefits will now be required (or a lower settlement than anticipated is made), the provision is reversed and credited back to the relevant service.

Where some or all of the payment required to settle a provision is expected to be recovered from another party (e.g. from an insurance claim), this is only recognised as income for the relevant service if it is virtually certain that reimbursement will be received if the Council settles the obligation.

Contingent Liabilities

A contingent liability arises where an event has taken place that gives the Council a possible obligation whose existence will only be confirmed by the occurrence or otherwise of uncertain future events not wholly with the control of the Council. Contingent liabilities also arise in circumstances where a provision would otherwise be made but either it is not probable that an outflow of resources will be required or the amount of the obligation cannot be measured reliably.

Contingent liabilities are not recognised in the Balance Sheet but disclosed in a note to the accounts.

Contingent Assets

A contingent asset arises where an event has taken place that gives the Council a possible asset whose existence will only be confirmed by the occurrence or otherwise of uncertain future events not wholly within the control of the Council.

Contingent assets are not recognised in the Balance Sheet but disclosed in a note to the accounts where it is probable that that there will be an inflow of economic benefits or service potential.

ix Reserves

The Council sets aside specific amounts as reserves for future policy purposes or to cover contingencies. Reserves are created by appropriating amounts out of the General Fund Balance in the Movement in Reserves Statement. When expenditure to be financed from a reserve is incurred, it is charged to the appropriate service in that year to score against the Surplus or Deficit on the Provision of Services in the Comprehensive Income and Expenditure Statement. The reserve is then appropriated back into the General Fund Balance in the Movement in Reserves Statement so that there is no net charge against council tax for the expenditure.

Certain reserves are kept to manage the accounting processes for non-current assets, financial instruments, retirement and employee benefits and do not represent usable resources for the Council - these reserves are explained in the relevant policies.

xx Revenue Expenditure Funded from Capital under Statute

Expenditure incurred during the year that may be capitalised under statutory provisions but that does not result in the creation of a non-current asset has been charged as expenditure to the relevant service in the Comprehensive Income and Expenditure Statement in the year. Where the Council has determined to meet the cost of this expenditure from existing capital resources or by borrowing, a transfer in the Movement in Reserves Statement from the General Fund Balance to the Capital Adjustment Account then reverses out the amounts charged so that there is no impact on the level of council tax.

xxi VAT

VAT payable is included as an expense only to the extent that it is not recoverable from Her Majesty's Revenue and Customs. VAT receivable is excluded from income.

xxii Debt Redemption

In accordance with the requirements of the Local Government Act 2003, the Council is required to set aside a Minimum Revenue Provision (MRP) for the repayment of debt. This is equal to 4% of the General Fund Capital Financing requirement adjusted for an opening year balance. If depreciation on the General Fund does not equal this amount, then a transfer either to or from the Capital Adjustment Account (CAA) is required for the difference. Amounts set aside as transfers to reserves are disclosed separately on the face of the Movement in Reserves statement.

xxiii Interest Charges

The amount of interest chargeable to the HRA is calculated in accordance with a calculation prescribed by Central Government.

xxiv Tax Income (Council Tax, Non-Domestic Rates (NDR) and Rates)

Billing authorities act as agents, collecting council tax and non-domestic rates (NDR) on behalf of the major preceptors (including government for NDR) and as principals, collecting council tax and NDR for ourselves. We are required to maintain a separate fund (i.e. Collection Fund) for the collection and distribution of amounts due in respect of council tax and NDR. Under the legislative framework for the Collection Fund, billing authorities, major preceptors and central government share proportionately the risks and rewards that the amount of council tax and NDR collected could be less or more than predicted.

Accounting for Council Tax and NDR

The council tax and NDR income included in the Comprehensive Income and Expenditure Statement is the authority's share of accrued income for the year. However, regulations determine the amount of council tax and NDR that must be included in the authority's General Fund. Therefore, the difference between the income included in the Comprehensive Income and Expenditure Statement and the amount required by regulation to be credited to the General Fund is taken to the Collection Fund Adjustment Account and included as a reconciling item in the Movement in Reserves Statement.

The Balance Sheet includes the authority's share of the end of year balances in respect of council tax and NDR relating to arrears, impairment allowances for doubtful debts, overpayments and prepayments and appeals.

Where debtor balances for the above are identified as impaired because of a likelihood arising from a past event that payments due under the statutory arrangements will not be made (fixed or determinable payments), the asset is written down and a charge made to the Collection Fund. The impairment loss is measured as the difference between the carrying amount and the revised future cash flows.

xxv Fair Value Measurement

The Council measures some of its non-financial assets such as surplus assets and investment properties and its financial instruments for certificates of deposit at fair value at each reporting date. Fair Value is the price that would be received to sell an asset or paid to transfer a liability in an orderly transaction between market participants at the measurement date. The fair value measurement assumes that the transaction to sell the asset or transfer the liability takes place either:

- (a) in the principal market for the asset or liability, or
- (b) in the absence of a principal market, in the most advantageous market for the asset or liability

The Council measures the fair value of an asset or liability using the assumptions that market participants would use when pricing the asset or liability, assuming that market participants act in their economic best interest.

When measuring the fair value of a non-financial asset, the Council takes into account a market participant's ability to generate economic benefits by using the asset in its highest and best use or by selling it to another market participant that would use the asset in its highest and best use.

The Council uses valuation techniques that are appropriate in the circumstances and for which sufficient data is available, maximising the use of relevant observable inputs and minimising the use of unobservable inputs.

Inputs to the valuation techniques in respect of assets and liabilities for which fair value is measured or disclosed in the Council's financial statements are categorised within the fair value hierarchy as follows:

- Level 1 - quoted prices (unadjusted) in active markets for identical assets or liabilities that the Council can access at the measurement date
- Level 2 - inputs other than quoted prices included within Level 1 that are observable for the asset or liability, either directly or indirectly
- Level 3 - unobservable inputs for the asset or liability.

2. Accounting Standards That Have Been Issued But Have Not Yet Been Adopted

The Code of Practice on Local Authority Accounting in the United Kingdom (the code) requires the disclosure of information relating to the expected impact of an accounting change that will be required by a new standard that has been issued but not yet adopted. This applies to the adoption of the following new or amended standards within the 2020/21 Code. The Code also requires that changes in accounting policy are applied retrospectively unless transitional arrangements are specified, this would result in an impact on disclosures spanning two financial years.

New standards introduced in the Code that apply from 1 April 2020 are:

- Amendments to IAS28 Investments in Associates and Joint Ventures: Long-term Investments in Associates and Joint Ventures
- Annual Improvements to IFRS Standards 2015-2017 Cycle
- Amendments to IAS19 Employee Benefits: Plan Amendment, Curtailment or Settlement.

These changes are not expected to have a material impact on the Council's accounts.

There was planned to be changes to the IFRS 16 Leasing Standard which will require authorities that are lessess to recognise most leases on their balance sheets as right-of-use assets with corresponding lease liabilities. CIPFA / LASAAC have deferred implementation for local government to 1 April 2021.

3. Critical Judgements in Applying Accounting Policies

In applying the accounting policies set out in Note 1, the Council has had to make certain judgements about complex transactions or those involving uncertainty about future events. The critical judgements made in the Statement of Accounts are:

- **Future levels of government funding**
There is a high degree of uncertainty about future levels of funding for local government. However, the Council has determined that this uncertainty is not yet sufficient to provide an indication that the assets of the Council might be impaired as a result of a need to close facilities and reduce levels of service provision.
- **Capital Receipt Mill Green**
The Council has sold a piece of land for which it is receiving the income in stage payments according to the contract. For 2018/19 a capital debtor of £3.4m has been included as the council has judged that this is a binding payment from the sale of the site but which in accordance with the contract physical payment is not required until certain triggers are reached, the longest date for receipt is 2021/22.

4. Assumptions Made About The Future And Other Major Sources Of Estimation Uncertainty

The Statement of Accounts contains estimated figures that are based on assumptions made by the Council about the future or that are otherwise uncertain. Estimates are made taking into account historical experience, current trends and other relevant factors. However because balances cannot be determined with certainty, actual results could be materially different from the assumptions and estimates.

The items in the Council's Balance Sheet as at 31 March 2020 for which there is a significant risk of material adjustment in the forthcoming financial year are as follows:

Item	Uncertainties	Effect if Actual Results Differ from Assumptions
Property Plant and Equipment	Assets are depreciated over useful lives that are dependant on assumptions about the level of repairs and maintenance that will be incurred to individual assets. The current economic climate makes it uncertain that the Council will be able to sustain its current spending on repairs and maintenance, bringing into doubt the useful lives assigned to assets.	If the useful life of assets is reduced, depreciation increases and the carrying amount of the assets fall. It is estimated that the annual depreciation charge would increase by £856,000 for every year that useful lives had to be reduced.
Pensions Liability	Estimation of the net liability to pay pensions depends on a number of complex judgements relating to the discount rate used, the rate at which salaries are projected to increase, changes in retirement ages, mortality rates and expected returns on pension fund assets. A firm of consulting actuaries is engaged to provide the Council with expert advice about the assumptions to be applied.	The effects on the net pensions liability of changes in individual assumptions can be measured. The actuary has provided sensitivity information about the effects of changes in assumptions. The financial effects of these changes are detailed in note 43 to the accounts.
Sundry debt arrears	At 31 March 2020 the Council's balance of sundry debts was £3.801m. A review of significant balances suggested that an impairment allowance of 77.94% was appropriate (£3.000m). However, in the current economic climate this level of debt will require constant monitoring.	If collection rates were to deteriorate by 1% an additional £38,000 would need to be set aside as allowance.
Council tax arrears	At 31 March 2020 the Council's share of the council tax debtors included in the Council's accounts was £940,000. A review of significant balances suggested that an impairment allowance of 76.76% (£722,000) was appropriate. However, in the current economic climate this level of debt will require constant monitoring.	If collection rates were to deteriorate for a 1% an additional £9,000 would need to be set aside as an allowance.
Business rate arrears	At 31 March 2020 the Council's share of the business rates debtors included in the Council's accounts was £609,000. A review of significant balances suggested that an impairment of doubtful debts of 60.4% (£368,000) was appropriate. However, in the current economic climate this level of debt will require constant monitoring.	If collection rates were to deteriorate for a 1% increase in the amount of impairment of doubtful debts would require an additional £6,000 to set aside as an allowance.
Business rates appeals	At 31 March 2020 the Council's share of the business rates appeals included in the Council's accounts was £1,921,000.	If there was an increase of 1% in the appeals percentages this would require an additional £362,000 to be set aside.

5. Material Items of Income and Expense

The Code requires that where items are not disclosed on the face of the Comprehensive Income and Expenditure Account, that the nature and amount of material items should be disclosed in a note to the accounts. The material items of income and expenses for 2019/20 are as follows:

There has been a reduction in the net cost of services of £5.350 million this is primarily due to the following:

General Fund:	£000	£000
Pensions Current Service Cost	339	
Capital Charges	(2,488)	
Past Service Costs	(924)	
Off Street Parking Rates	43	
Waste Contract & Gate Fees	105	
Homeless bed and breakfast costs	33	
CIL Receipts	347	
Cannock Chase SAC & S106 receipts	623	
Works to multi storey car park 18-19	(202)	
Additional Development Control Income	(224)	
Additional Building Control Income	(45)	
COVID grant	(54)	
Parks grant received 18-19	16	
Streetcleansing grant received 18-19	17	
Project management	28	
District Elections	35	
Other Movements	25	
	<hr/>	(2,326)
Housing Revenue Account:		
Additional contribution to Pension Fund	70	
Pensions Current Service Cost	44	
Capital Charges	(3,261)	
Reduction Voids and Repairs	(170)	
Increased Dwelling Income	(112)	
Grounds maintenance	35	
Increase Provision For Bad Debts	64	
Increase Cost Of Stocks	117	
Reduced recharges to capital	374	
Gas Maintenance reduced cost	(282)	
Other Movements	97	
	<hr/>	(3,024)
		<hr/> (5,350) <hr/>

6. Expenditure and Funding Analysis

The Expenditure and Funding Analysis shows how annual expenditure is used and funded from resources (government grants, council tax and business rates) by local authorities in comparison with those resources consumed or earned by authorities in accordance with generally accepted accounting practices.

It also shows how this expenditure is allocated for decision making purposes between the Council's directorates/services/departments. Income and expenditure accounted for under generally accepted accounting practices is presented more fully in the Comprehensive Income and Expenditure Statement.

Net Expend Chargeable to the General Fund	Ear-marked Reserves	2018/2019			Net Expend in the CIES		2019/2020				
		Adjust's between the Funding and Accounting Basis	Internal Recharge	Restated			Net Expend	Chargeable to the General Fund	Ear-marked Reserves	Adjust's between the Funding and Accounting Basis	Internal Recharge
£000	£000	£000	£000	Restated £000	Restated £000		£000	£000	£000	£000	£000
1,969	(74)	6	25	1,926	1,926	Corporate Improvement	1,969	(109)	61	11	1,932
2,555	102	322	841	3,820	3,820	Environment	2,809	(48)	646	960	4,367
3,040	(142)	3,882	(654)	6,126	6,126	Culture & Sport	3,269	(202)	2,080	(719)	4,428
1,372	(1,641)	1,344	(10)	1,065	1,065	Economic Development	1,334	(1,057)	444	(16)	705
351	(81)	11	(1)	280	280	Housing	387	(97)	20	5	315
809	(513)	130	(19)	407	407	Health & Wellbeing	833	(490)	272	(21)	594
98	-	66	(16)	148	148	Town Centre Regeneration	202	-	(94)	(18)	90
1,196	(25)	1,388	-	2,559	2,559	Leader of the Council	1,332	8	190	-	1,530
360	4	11	(7)	368	368	Crime & Partnerships	368	34	15	(5)	412
11,750	(2,370)	7,160	159	16,699	16,699		12,503	(1,961)	3,634	197	14,373
(3,657)	(3,845)	6,688	(159)	(973)	(973)	Housing Revenue Account	(3,986)	(3,219)	3,405	(197)	(3,997)
8,093	(6,215)	13,848	-	15,726	15,726	Net Cost of Services	8,517	(5,180)	7,039	-	10,376
(7,707)	1,963	(6,989)	-	(12,733)	(12,733)	Other Income and Expenditure	(8,315)	(1,607)	170	-	(9,752)
386	(4,252)	6,859	-	2,993	2,993	(Surplus)/Deficit on Provision of Services	202	(6,787)	7,209	-	624
(4,875)	(11,860)					Opening General Fund & HRA Balance	(4,489)	(16,112)			
-	-					Transfer to Earmarked Reserves	1,624	(1,624)			
386	(4,252)					Less/Plus Surplus or Deficit on General Fund & HRA Balance in year	202	(6,787)			
(4,489)	(16,112)					Closing General Fund & HRA Balance at 31 March 2020 *	(2,663)	(24,523)			

* For a split of this balance between the General Fund and the HRA - see the Movement in Reserves Statement

7. Expenditure and Funding Analysis

Adjustments between Funding and Accounting Basis 2019/20

Adjustments from General Fund to arrive at the Comprehensive Income and Expenditure Statement amounts	Adjustments for Capital Purposes £000	Net change for the Pensions Adjustments £000	Other Statutory Adjustments £000	Total Statutory Adjustments £000	Other Non-Statutory Adjustments £000	Total Adjustments £000
Corporate Improvement	10	53	(2)	61	-	61
Environment	547	104	7	658	(12)	646
Culture & Sport	2,056	31	-	2,087	(7)	2,080
Economic Development	276	70	(2)	344	100	444
Housing	-	16	4	20	-	20
Health & Wellbeing	11	119	(3)	127	145	272
Town Centre Regeneration	215	6	(2)	219	(313)	(94)
Leader of the Council	475	(247)	7	235	(45)	190
Crime & Partnerships	-	15	-	15	-	15
Sub Total	3,590	167	9	3,766	(132)	3,634
Housing Revenue Account	6,568	141	(11)	6,698	(3,293)	3,405
Net Cost of Services	10,158	308	(2)	10,464	(3,425)	7,039
Other income and expenditure from the Expenditure and Funding Analysis	(5,263)	1,938	70	(3,255)	3,425	170
Difference between General Fund surplus or deficit and Comprehensive Income and Expenditure Statement Surplus or Deficit on the the Provision of Services	4,895	2,246	68	7,209	-	7,209

Adjustments between Funding and Accounting Basis 2018/19

Adjustments from General Fund to arrive at the Comprehensive Income and Expenditure Statement amounts	Adjustments for Capital Purposes £000	Net change for the Pensions Adjustments £000	Other Statutory Adjustments £000	Total Statutory Adjustments £000	Other Non-Statutory Adjustments £000	Total Adjustments £000
Corporate Improvement	14	(11)	3	6	-	6
Environment	264	77	(2)	339	(17)	322
Culture & Sport	3,867	22	-	3,889	(7)	3,882
Economic Development	1,181	52	2	1,235	109	1,344
Housing	-	12	(1)	11	-	11
Health & Wellbeing	11	87	11	109	21	130
Town Centre Regeneration	67	4	4	75	(9)	66
Leader of the Council	680	647	(6)	1,321	67	1,388
Crime & Partnerships	-	10	1	11	-	11
Sub Total	6,084	900	12	6,996	164	7,160
Housing Revenue Account	9,818	116	(2)	9,932	(3,244)	6,688
Net Cost of Services	15,902	1,016	10	16,928	(3,080)	13,848
Other income and expenditure from the Expenditure and Funding Analysis	(12,328)	1,872	387	(10,069)	3,080	(6,989)
Difference between General Fund surplus or deficit and Comprehensive Income and Expenditure Statement Surplus or Deficit on the the Provision of Services	3,574	2,888	397	6,859	-	6,859

Adjustments for Capital Purposes

This column adds in depreciation and impairment and revaluation gains and losses in the services line, and for:

- Other operating expenditure - adjusts for capital disposals with a transfer of income on disposal of assets and the amounts written off for those assets.
- Financing and investment income and expenditure - the statutory charges for capital financing i.e. Minimum Revenue Provision and other revenue contributions are deducted from other income and expenditure as these are not chargeable under generally accepted accounting practices.
- Taxation and non-specific grant income and expenditure - capital grants are adjusted for income not chargeable under generally accepted accounting practices. Revenue grants are adjusted from those receivable in the year to those receivable without conditions or for which conditions were satisfied through the year. The Taxation and Non specific Grant Income and Expenditure line is credited with capital grants receivable in the year without conditions or for which conditions were satisfied in the year.

Net Change for the Pensions Adjustments

For the removal of pension contributions and the addition of IAS19 Employee Benefits pension related expenditure and Income:

- Services - This represents the removal of the employer pension contributions made by the Council as allowed by statute and the replacement with current service costs and past service costs.
- Financing and investment income and expenditure - the net interest on the defined benefit liability is charged to the CIES.

Other Statutory Adjustments

Difference between amounts debited/credited to the Comprehensive Income and Expenditure Statement and amounts payable/receivable to be recognised under statute:

- Financing and investment income and expenditure - the other statutory adjustments column recognises adjustments to the General Fund for the timing differences for premiums and discounts.
- Taxation and non-specific grant income and expenditure - represents the difference between what is chargeable under statutory regulations for council tax and NNDR that was projected to be received at the start of the year and the income recognised under generally accepted accounting practices in the Code. This is a timing difference as any difference will be brought forward in future Surpluses or Deficits on the Collection Fund.

Other Non-statutory Adjustments

Other non-statutory adjustments represent amounts debited/credited to service segments which need to be adjusted against the 'Other income and expenditure from the Expenditure and Funding Analysis' line to comply with the presentational requirements in the Comprehensive Income and Expenditure Statement:

- Financing and investment income and expenditure - the other non-statutory adjustments column recognises adjustments to Portfolios e.g. for interest income and expenditure.
- Taxation and non-specific grant income and expenditure - the other non-statutory adjustments column recognises adjustments to Portfolios e.g. for unringfenced government grants.
- The Council's reportable segments are based on the portfolios of the Council as structured by members and service departments.

8. Segmental Income

Income received from external customers (excluding grants) on a segmental basis is analysed below:

2018/19 £000		2019/20 £000
646	Corporate Improvement	585
2,159	Environment	2,167
598	Culture & Sport	666
3,260	Economic Development	2,634
27	Housing	62
2,267	Health & Wellbeing	2,333
525	Town Centre Regeneration	506
587	Leader of the Council	626
182	Crime & Partnerships	139
<u>10,251</u>	Sub Total	<u>9,718</u>
20,009	Housing Revenue Account	20,151
<u>30,260</u>	Total income analysed on a segmental basis	<u>29,869</u>

9. Expenditure and Income Analysed by Nature

The Council's expenditure and income is analysed as follows:

2018/19 £000		2019/20 £000
	Expenditure	
16,944	Employee benefits expenses	16,959
36,947	Other services expenses	33,737
16,121	Depreciation, amortisation, impairment	10,760
5,150	Interest payments	5,211
688	Precepts and levies	695
(4,464)	Gain / loss on the disposal of assets	(323)
-	Gain / Loss on non current deferred receipts	-
<u>71,386</u>	Total Expenditure	<u>67,039</u>
	Income	
(30,260)	Fees, charges and other service income	(29,869)
(178)	Interest and investment income	(267)
(10,807)	Income from council tax and non-domestic rates	(13,045)
(27,148)	Government grants and contributions	(23,234)
<u>(68,393)</u>	Total Income	<u>(66,415)</u>
<u>2,993</u>	Surplus or Deficit on the Provision of Services	<u>624</u>

10. Revenue from Contracts with Service Recipients

The Council exposure to this area is only in relation to a limited number of areas. These are:

- a) Planning fees
- b) Land charges fees
- c) Building control

These amounts occur due to timings from receipt of monies to processing of application. There are no contract assets or liabilities held for either 2019/20 or 2018/19.

Amounts included in the Comprehensive Income and Expenditure Statement for contracts with service recipients:

2018/19 £000		2019/20 £000
106	Revenue from contracts with service recipients	90
106	Total Included in Comprehensive Income and Expenditure Statement	90

Amounts included in the Balance Sheet for contracts with service recipients:

2018/19 £000		2019/20 £000
106	Receivables, which are included within debtors (note 22)	90
106	Total Included in Net Assets	90

The value of revenue that is expected to be recognised in the future related to performance obligations that are unsatisfied (or partially unsatisfied) at the end of the year is:

31 March 2019 £000		31 March 2020 £000
106	Not later than one year	90
-	- Later than one year	-
106	Amounts of transaction price, partially or fully unsatisfied	90

11. Adjustments Between Accounting Basis And Funding Basis Under Regulations

This note details the adjustments that are made to the Comprehensive Income and Expenditure Account recognised by the Council in 2019/20 in accordance with proper accounting practice to the resources that are specified by statutory provisions as being available to the Council to meet future capital and revenue expenditure.

The following sets out a description of the reserves that the adjustments are made against.

General Fund Balance

The General Fund is the statutory fund into which all the receipts of an authority are required to be paid and out of which all liabilities of the Council are to be met, except to the extent that statutory rules might provide otherwise. These rules can also specify the financial year in which liabilities and payments should impact on the General Fund Balance, which is not necessarily in accordance with proper accounting practice. The General Fund Balance therefore summarises the resources that the Council is statutorily empowered to spend on its services or on capital investment (or the deficit of resources that the Council is required to recover) at the end of the financial year.

Housing Revenue Account Balance

The Housing Revenue Account (HRA) Balance reflects the statutory obligation to maintain a revenue account for Local Authority council housing provision in accordance with Part VI of the Local Government and Housing Act 1989. It contains the balance of income and expenditure as defined by the 1989 Act that is available to fund future expenditure in connection with the Council's landlord function or (where in deficit) that is required to be recovered from tenants in future years.

Major Repairs Reserve

The Council is required to maintain the Major Repairs Reserve, which controls the application of the Major Repairs Allowance (MRA). The MRA is restricted to being applied to new capital investment in HRA assets or the financing of historical capital expenditure by the HRA. The balance shows the MRA that has yet to be applied at the year-end.

Capital Receipts Reserve

The Capital Receipts Reserve holds the proceeds from the disposal of land or other assets, which are restricted by statute from being used other than to fund new capital expenditure or to be set aside to finance historical capital expenditure. The balance on the reserve shows the resources that have yet to be applied for these purposes at the year end.

Capital Grants Unapplied

The Capital Grants Unapplied Account (Reserve) holds the grants and contributions received towards capital projects for which the Council has met the conditions that would otherwise require repayment of the monies but which have yet to meet expenditure. The balance is restricted by grant terms as to the capital expenditure against which it can be applied and/or the financial year in which this can take place.

2019/20

Adjustments to the Revenue Resources

Amounts by which income and expenditure included in the Comprehensive Income and Expenditure Statement are different from revenue for the year calculated in accordance with statutory requirements:

	General Fund Balance £000	Housing Revenue Account £000	Capital Receipts Reserve £000	Major Repairs Reserve £000	Capital Grants Unapplied £000	Total Usable Reserves £000	Movement in Unusable Reserves £000
◦ Pension costs (transferred to / (or from) the Pensions Reserve)	(2,106)	(140)	-	-	-	(2,246)	2,246
◦ Council Tax and NDR (transfer to / (or from) Collection Fund)	(70)	-	-	-	-	(70)	70
◦ Holiday pay (transferred to the Accumulated Absences Reserve)	(9)	11	-	-	-	2	(2)
◦ Reversal of entries included in the Surplus or Deficit on the Provision of Services in relation to capital expenditure (these items are charged to the Capital Adjustment Account)	(4,518)	(8,070)	-	-	(500)	(13,088)	13,088
Total Adjustments to the Revenue Resources	(6,703)	(8,199)	-	-	(500)	(15,402)	15,402

Adjustments between Revenue and Capital Resources

◦ Transfer of non-current asset sale proceeds from revenue to the Capital Receipts Reserve	1,517	2,327	(3,844)	-	-	-	-
◦ Administrative costs of non-current asset disposals (funded by a contribution from the Capital Receipts Reserve)	(4)	(51)	55	-	-	-	-
◦ Payments to the government housing receipts pool (funded by a transfer from the Capital Receipts Reserve)	-	(523)	523	-	-	-	-
◦ Posting of HRA resources from revenue to the Major Repairs Reserve	-	3,896	-	(3,896)	-	-	-
◦ Statutory provision for the repayment of debt (transfer from the Capital Adjustment Account)	480	10	-	-	-	490	(490)
◦ Capital expenditure financed from revenue balances (transfer to the Capital Adjustment Account)	41	-	-	-	-	41	(41)
Total Adjustments between Revenue and Capital Resources	2,034	5,659	(3,266)	(3,896)	-	531	(531)

Adjustments to Capital Resources

◦ Use of Capital Receipts Reserve to finance capital expenditure	-	-	2,188	-	-	2,188	(2,188)
◦ Use of the Major Repairs Reserve to finance capital expenditure	-	-	-	1,820	-	1,820	(1,820)
◦ Application of capital grants to finance capital expenditure	-	-	-	-	-	-	-
◦ Cash payments in relation to deferred capital receipts	-	-	-	-	-	-	-
Total Adjustments to Capital Resources	-	-	2,188	1,820	-	4,008	(4,008)

Total Adjustments

(4,669)	(2,540)	(1,078)	(2,076)	(500)	(10,863)	10,863
----------------	----------------	----------------	----------------	--------------	-----------------	---------------

2018/19

Adjustments to the Revenue Resources

Amounts by which income and expenditure included in the Comprehensive Income and Expenditure Statement are different from revenue for the year calculated in accordance with statutory requirements:

	General Fund Balance £000	Housing Revenue Account £000	Capital Receipts Reserve £000	Major Repairs Reserve £000	Capital Grants Unapplied £000	Total Usable Reserves £000	Movement in Unusable Reserves £000
◦ Pension costs (transferred to / (or from) the Pensions Reserve)	(2,771)	(117)	-	-	-	(2,888)	2,888
◦ Council Tax and NDR (transfer to / (or from) Collection Fund)	(387)	-	-	-	-	(387)	387
◦ Holiday pay (transferred to the Accumulated Absences Reserve)	(12)	2	-	-	-	(10)	10
◦ Reversal of entries included in the Surplus or Deficit on the Provision of Services in relation to capital expenditure (these items are charged to the Capital Adjustment Account)	(7,188)	(10,502)	-	-	(327)	(18,017)	18,017
Total Adjustments to the Revenue Resources	(10,358)	(10,617)	-	-	(327)	(21,302)	21,302

Adjustments between Revenue and Capital Resources

◦ Transfer of non-current asset sale proceeds from revenue to the Capital Receipts Reserve	6,670	1,411	(8,081)	-	-	-	-
◦ Administrative costs of non-current asset disposals (funded by a contribution from the Capital Receipts Reserve)	-	(35)	35	-	-	-	-
◦ Payments to the government housing receipts pool (funded by a transfer from the Capital Receipts Reserve)	-	(557)	557	-	-	-	-
◦ Posting of HRA resources from revenue to the Major Repairs Reserve	-	3,823	-	(3,823)	-	-	-
◦ Statutory provision for the repayment of debt (transfer from the Capital Adjustment Account)	2,021	20	-	-	-	2,041	(2,041)
◦ Capital expenditure financed from revenue balances (transfer to the Capital Adjustment Account)	70	693	-	-	-	763	(763)
Total Adjustments between Revenue and Capital Resources	8,761	5,355	(7,489)	(3,823)	-	2,804	(2,804)

Adjustments to Capital Resources

◦ Use of Capital Receipts Reserve to finance capital expenditure	-	-	2,181	-	-	2,181	(2,181)
◦ Use of the Major Repairs Reserve to finance capital expenditure	-	-	-	2,273	-	2,273	(2,273)
◦ Application of capital grants to finance capital expenditure	-	-	-	-	341	341	(341)
◦ Cash payments in relation to deferred capital receipts	-	-	(5)	-	-	(5)	5
Total Adjustments to Capital Resources	-	-	2,176	2,273	341	4,790	(4,790)

Total Adjustments

(1,597)	(5,262)	(5,313)	(1,550)	14	(13,708)	13,708
----------------	----------------	----------------	----------------	-----------	-----------------	---------------

12. Transfers to/from Earmarked Reserves

This note sets out the amounts set aside from the balances in earmarked reserves to provide financing for future expenditure plans and the amounts posted back from earmarked reserves to meet expenditure in 2019/20.

	Balance at 31 March 2018 £000	Transfer out 2018/19 £000	Transfers in 2018/19 £000	Balance at 31 March 2019 £000	Transfer out 2019/20 £000	Transfers in 2019/20 £000	Balance at 31 March 2020 £000
General Fund							
Revenue							
General	4,542	(931)	1,515	5,126	(3,591)	3,519	5,054
Section 106	1,556	(662)	2,357	3,251	(776)	1,331	3,806
Commuted Sums	215	(15)	-	200	(67)	399	532
Grants	254	(71)	400	583	(129)	1,756	2,210
Business Rates Reserve	-	-	52	52	(52)	101	101
New Homes Bonus	-	-	101	101	(609)	508	-
Sub Total	6,567	(1,679)	4,425	9,313	(5,224)	7,614	11,703
Capital							
RCCO	3,063	(1,645)	-	1,418	(828)	-	590
Capital	156	-	-	156	(292)	3,921	3,785
Sub Total	3,219	(1,645)	-	1,574	(1,120)	3,921	4,375
General Fund Sub Total	9,786	(3,324)	4,425	10,887	(6,344)	11,535	16,078
HRA							
Housing	1,668	-	82	1,750	-	138	1,888
RCCO	406	(3,295)	6,364	3,475	-	3,082	6,557
HRA Sub Total	2,074	(3,295)	6,446	5,225	-	3,220	8,445
Total Revenue Reserves	11,860	(6,619)	10,871	16,112	(6,344)	14,755	24,523

General Reserves relate to monies earmarked for future superannuation increases, building maintenance, internal leasing and IT, insurance liabilities and future budget support.

The Business Rates Reserve balance is not available for general use. This represents the Council's share of the deficit on the Collection Fund for 2019/20. This reserve has been set aside to absorb the timing difference in accounting for collection fund balances.

13. Other Operating Expenditure

2018/19 £000	2019/20 £000
682 Parish council precepts	688
(5,022) (Gains)/Losses on the disposal of non-current assets:	(846)
7 Levies	7
557 Pooling of Capital Receipts	523
(3,776) Total	372

14. Financing and Investment Income and Expenditure

2018/19 £000	2019/20 £000
3,278 Interest Payable & Similar Charges	3,273
(2,748) Net interest on the net defined benefit liability (asset)	(2,681)
4,620 Remeasurements of the net defined benefit liability/(asset)	4,619
(178) Interest Receivable and similar income	(267)
(14) Investment properties changes in fair value	374
(111) Income and Expenditure in relation to investment properties	(76)
2 (Gain) / loss on trading accounts	281
(74) Expected credit loss allowance	(22)
4,775 Total	5,501

15. Taxation and Non Specific Grant Incomes

2018/19		2019/20
£000		£000
(1,454)	Capital grants and contributions	(1,124)
(6,754)	Precepts on the Collection Fund	(7,000)
(384)	Revenue Support Grant	-
(4,053)	Non domestic rates	(6,045)
<u>(1,087)</u>	Non ring-fenced government grants	<u>(1,456)</u>
<u>(13,732)</u>	Total	<u>(15,625)</u>

16. Property, Plant and Equipment

Movements on Balances

	Council Dwellings £000	Other Land & Buildings £000	Vehicles, Plant, Furniture & Equipment £000	Leased Plant & Equipment £000	Infrastructure £000	Community Assets £000	Surplus Assets £000	Assets Under Construction £000	Total Property, Plant and Equipment £000
Movements in 2019/20									
Cost or Valuation									
◦ at 1 April 2019	179,505	63,703	1,772	1,313	105	319	-	1,942	248,659
◦ Additions	2,270	276	459	-	-	-	-	311	3,316
◦ Revaluation increases/(decreases) recognised in the Revaluation Reserve	14,442	(1,216)	-	-	-	-	-	-	13,226
◦ Revaluation increases/(decreases) recognised in the Surplus/Deficit on the Provision of Services	(2,664)	(584)	-	-	-	-	6	-	(3,242)
◦ Derecognition - disposals	(1,485)	(1,308)	-	-	-	-	-	-	(2,793)
◦ Derecognition - other	(184)	-	(420)	-	-	-	-	-	(604)
◦ Assets reclassified (to)/from Held For Sale	-	(368)	-	-	-	-	-	-	(368)
◦ Other movements in cost or valuation	1,532	53	802	-	-	-	356	(1,941)	802
at 31 March 2020	193,416	60,556	2,613	1,313	105	319	362	312	258,996
Accumulated Depreciation and Impairment									
◦ at 1 April 2019	(286)	(637)	(645)	(428)	-	-	-	-	(1,996)
◦ Depreciation charge	(2,648)	(3,318)	(374)	(221)	(4)	-	-	-	(6,565)
◦ Depreciation written out to the Revaluation Reserve	2,334	3,743	-	-	-	-	-	-	6,077
◦ Depreciation written out to the Surplus/Deficit on the Provision of Services	-	-	-	-	-	-	-	-	-
◦ Impairment losses/(reversals) recognised in the Revaluation Reserve	-	-	-	-	-	-	-	-	-
◦ Impairment losses/(reversals) recognised in the Surplus/Deficit on the Provision of Services	-	-	-	-	-	-	-	-	-
◦ Derecognition - disposals	21	-	-	-	-	-	-	-	21
◦ Derecognition - other	12	-	420	-	-	-	-	-	432
◦ Other movements in depreciation and impairment	-	-	(802)	-	-	-	-	-	(802)
at 31 March 2020	(567)	(212)	(1,401)	(649)	(4)	-	-	-	(2,833)
Net Book Value									
at 31 March 2020	192,849	60,344	1,212	664	101	319	362	312	256,163
at 31 March 2019	179,219	63,066	1,127	885	105	319	-	1,942	246,663

	Council Dwellings £000	Other Land & Buildings £000	Vehicles, Plant, Furniture & Equipment £000	Leased Plant & Equipment £000	Infrastructure £000	Community Assets £000	Surplus Assets £000	Assets Under Construction £000	Total Property, Plant and Equipment £000
Movements in 2018/19									
Cost or Valuation									
◦ at 1 April 2018	176,686	65,492	2,007	1,313	-	319	-	4,036	249,853
◦ Additions	6,348	765	567	-	-	-	-	404	8,084
◦ Revaluation increases/(decreases) recognised in the Revaluation Reserve	7,273	662	-	-	-	-	-	-	7,935
◦ Revaluation increases/(decreases) recognised in the Surplus/Deficit on the Provision of Services	(6,014)	(2,795)	-	-	-	-	-	-	(8,809)
◦ Derecognition - disposals	(1,004)	(1,964)	-	-	-	-	-	-	(2,968)
◦ Derecognition - other	(74)	-	-	-	-	-	-	-	(74)
◦ Assets reclassified (to)/from Held For Sale	-	-	-	-	-	-	-	-	-
◦ Other movements in cost or valuation	(3,710)	1,543	(802)	-	105	-	-	(2,498)	(5,362)
at 31 March 2019	179,505	63,703	1,772	1,313	105	319	-	1,942	248,659
Accumulated Depreciation and Impairment									
◦ at 1 April 2018	(4,560)	(1,107)	(1,072)	(206)	-	-	-	-	(6,945)
◦ Depreciation charge	(2,548)	(2,894)	(375)	(222)	-	-	-	-	(6,039)
◦ Depreciation written out to the Revaluation Reserve	2,243	3,364	-	-	-	-	-	-	5,607
◦ Depreciation written out to the Surplus/Deficit on the Provision of Services	-	-	-	-	-	-	-	-	-
◦ Impairment losses/(reversals) recognised in the Revaluation Reserve	-	-	-	-	-	-	-	-	-
◦ Impairment losses/(reversals) recognised in the Surplus/Deficit on the Provision of Services	-	-	-	-	-	-	-	-	-
◦ Derecognition - disposals	14	-	-	-	-	-	-	-	14
◦ Derecognition - other	5	-	-	-	-	-	-	-	5
◦ Other movements in depreciation and impairment	4,560	-	802	-	-	-	-	-	5,362
at 31 March 2019	(286)	(637)	(645)	(428)	-	-	-	-	(1,996)
Net Book Value									
at 31 March 2019	179,219	63,066	1,127	885	105	319	-	1,942	246,663
at 31 March 2018	172,126	64,385	935	1,107	-	319	-	4,036	242,908

Depreciation

The following useful lives and depreciation rates have been used in the calculation of depreciation:

- Council Dwellings - 75 years
- Council Dwellings components - 7.5 to 20 years
- Other Land and Buildings - 1 to 65 years
- Vehicles - 5 to 6 years
- Equipment - 5 to 7 years
- Infrastructure Assets - 25 years

Capital Commitments

At 31 March 2020 the Council has entered into a number of major contracts for the construction or enhancement of Property, Plant and Equipment in 2019/20 and future years budgeted to cost £2,933,000. Similar commitments as at 31 March 2019 were £1,314,000. The major commitment is for new housing stock and associated works £2,933,000.

Valuation Information

The Council carries out a rolling programme that ensures that all Property, Plant and Equipment required to be measured at fair value is revalued at least every five years. Land and Buildings are subject to detailed valuation every 5 years.

The valuations are carried out by the external valuer, Lambert Smith Hampton (Director TD Sandford BSc MRICS).

The Housing Revenue fixed assets valuations were completed by Mrs R. Holland Dip, Est. Man. M.R.I.C.S who is employed by the Council.

For operational properties, valuations have been arrived at by reference to one of the following bases of valuation:

- Market Value for Existing Use (MVEU) where there is sufficient market evidence of market transactions for that use;
- Depreciated Replacement Cost (DRC) where the asset is of a specialised nature or where there is no evidence of market value of suitable comparable properties;
- Non-operational properties have been valued on an open market basis;
- The valuation of the housing stock has been undertaken on the basis of Existing Use Value - Social Housing. The Council have now used the DCLG value reduction on social housing which is a discount rate of 60%.

The significant assumptions applied in estimating the fair values are:

- The apportionment between land and buildings has been undertaken in accordance with RICS Valuation Standards by deducting the value of the land for existing use from the valuation with the residual sum being the depreciable amount attributable to the building.
- In the appraisal of useful life regard is had to the Council's continuing use of the asset being equal to the physical and economic life of the building assuming a programme of reasonable maintenance.

Covid 19 impact on Valuations

The Council has undertaken the valuation on the same basis as in previous years by using a combination of rolling programme and desk top valuations to ensure assets are not materially mistated at year end. Due to the Covid 19 pandemic the valuers have set out a potential for material uncertainty within the valuation reports, the extract of which is set out below

"The outbreak of the Novel Coronavirus (COVID-19), declared by the World Health Organisation as a "Global Pandemic" on 11 March 2020, has impacted global financial markets. Travel restrictions have been implemented in many countries

Market activity is being impacted in many sectors. As at the valuation date we consider that we can attach less weight to previous market evidence for comparison purposes, to inform opinions of value. Indeed, the current response to COVID-19 means that we are faced with an unprecedented sets of circumstances on which to base a judgement.

Our valuations are therefore reported on the basis of 'material valuation uncertainty as res VPS3 and VPGA10 of the RICS Red Book Global. Consequently, less certainty - and a higher degree of caution - should be attached to our valuation than would normally be the case. Given the unknown future impact that COVID-19 might have on the real estate market, we recommend that you keep the valuations under frequent review".

As set out above the Council undertakes an annual review of all assets to ensure not materially mistated which it will do again for the 31 March 2021.

	Council Dwellings £000	Other Land & Buildings £000	Vehicles, Plant, Furniture & Equipment £000	Leased Plant & Equipment £000	Infrastructure £000	Community Assets £000	Surplus Assets £001	Assets under construction £000	Total Property, plant and Equipment £000
Carried at historical cost	-	-	1,212	664	101	319	-	312	2,608
valued at fair value as at :									
31 March 2016	-	1,815	-	-	-	-	-	-	1,815
31 March 2017	-	865	-	-	-	-	-	-	865
31 March 2018	-	2,562	-	-	-	-	-	-	2,562
31 March 2019	-	4,121	-	-	-	-	-	-	4,121
31 March 2020	192,849	50,981	-	-	-	-	362	-	244,192
Total Cost or Valuation	192,849	60,344	1,212	664	101	319	362	312	256,163

17. Heritage Assets

Heritage Assets are held by the authority of £296,000 comprising Civic Regalia (£35,000) and Exhibits (£261,000). There were no changes to these values in either 2019/20 or 2018/19.

18. Investment Properties

The following items of income and expenditure have been accounted for in the Financing and Investment Income and Expenditure line in the Comprehensive Income and Expenditure Statement.

2018/19 £000		2019/20 £000
111	Rental Income from Investment Property	76
111	Net Gain / (loss)	76

There are no restrictions on the Council's ability to realise the value inherent in its investment property or on the Council's right to the remittance of income and the proceeds of disposal. The Council has no contractual obligations to purchase, construct or develop investment property or repairs, maintenance or enhancement.

The following table summarises the movement in the fair value of investment properties over the year:

2018/19 £000		2019/20 £000
1,675	Balance at start of the year	1,689
14	Net gains/losses from fair value adjustments	(374)
1,689	Balance at end of year	1,315

Fair Value Measurement of Investment Property

In estimating the fair value of the Council's investment properties, the highest and best use of the properties is their current use.

The fair value of the properties is based on Level 2 inputs in the fair value hierarchy. These have been based on the market approach using current market conditions and recent sales prices (where available to the market) and other relevant information for similar assets in the local authority area.

There have been no transfers between levels of the fair value hierarchy and valuation techniques from those used in 2018/19.

The fair value of the Council's investment properties is measured annually at each reporting date. All valuations are carried out externally, in accordance with the methodologies and bases for estimation set out in the professional standards of the Royal Institution of Chartered Surveyors.

19. Intangible Assets

The Council accounts for its software as intangible assets, to the extent that the software is not an integral part of a particular IT system and accounted for as part of the hardware item of Property, Plant and Equipment. The intangible assets currently relate only to purchased licences as the Council does not currently have any internally generated intangible assets.

All software is given a finite useful life, based on assessments of the period that the software is expected to be of use to the Council. The carrying amount of intangible assets is amortised on a straight-line basis.

Due to the low value of the Council's intangible asset amortisation a detailed disclosure of where the charge is made to the Comprehensive Income and Expenditure Account is not provided.

The movement on purchased Intangible Asset balances during the year is as follows:

2018/19		2019/20
Total		Total
£000		£000
	Balance at start of year:	
578	Gross carrying amounts	578
(294)	Accumulated amortisation	(410)
284	Net carrying amount at start of year	168
	Additions:	
-	- Purchases	-
(116)	Amortisation for the period	(103)
168	Net carrying amount at end of year	65
	Comprising:	
578	Gross carrying amounts	578
(410)	Accumulated amortisation	(513)
168		65

The table below shows the amortisation profile of the intangible assets.

Carrying Amount		Carrying Amount
31 March 2019		31 March 2020
£000		£000
	Remaining Amortisation Period	
47	1 Year	47
95	2 Years	18
26	3 Years	-
-	- 4 Years	-
-	- 5 Years	-
168		65

The Council revalues intangible assets where there is an active market, however it is currently considered that there is no active market for the software held and they have consequently not been revalued.

20. Financial Instruments

Categories of Financial Instruments

The following categories of financial instrument are carried in the Balance Sheet:

	31 March 2019	31 March 2020	31 March 2019	31 March 2020	31 March 2019	31 March 2020	31 March 2019	31 March 2020	31 March 2019	31 March 2020
	Non-current				Current				Total	Total
Financial Assets	Investments £000		Debtors £000		Investments £000		Debtors £000		£000	£000
Amortised cost:										
Short Term Investments	-	-	-	-	7,505	3,503	-	-	7,505	3,503
Cash & Cash Equivalents	-	-	-	-	20,101	35,113	-	-	20,101	35,113
Long Term Debtors	-	-	57	57	-	-	-	-	57	57
Trade Debtors	-	-	-	-	-	-	4,591	4,587	4,591	4,587
Available for Sale	-	-	-	-	-	-	-	-	-	-
Total financial assets	-	-	57	57	27,606	38,616	4,591	4,587	32,254	43,260
Non-financial assets	-	-	-	-	-	-	1,722	1,371	1,722	1,371
Total	-	-	57	57	27,606	38,616	6,313	5,958	33,976	44,631

	31 March 2019	31 March 2020	31 March 2019	31 March 2020	31 March 2019	31 March 2020	31 March 2019	31 March 2020	31 March 2019	31 March 2020
	Non-current				Current				Total	Total
Financial Liabilities	Borrowings £000		Creditors £000		Borrowings £000		Creditors £000		£000	£000
Amortised cost										
Trade Creditors	-	-	-	-	-	-	4,456	3,023	4,456	3,023
Finance Lease	-	-	674	451	-	-	-	223	674	674
Long Term Creditors	-	-	24	21	-	-	-	-	24	21
Borrowing Accrued Interest	-	-	-	-	325	326	-	-	325	326
Long Term Borrowing	81,605	81,605	-	-	-	-	-	-	81,605	81,605
Total financial liabilities	81,605	81,605	698	472	325	326	4,456	3,246	87,084	85,649
Non-financial liabilities	-	-	-	-	-	-	6,102	5,414	6,102	5,414
Total	81,605	81,605	698	472	325	326	10,558	8,660	93,186	91,063

Reclassifications

There were no reclassifications during 2019/20.

Financial Instruments Gains and Losses

The gains and losses recognised in the Comprehensive Income and Expenditure Statement in relation to financial instruments are made up as follows:

Income, Expense, Gains and Losses

	2018/19		2019/20	
	Surplus or Deficit on the Provision of Services £000	Other Comprehensive Income and Expenditure £000	Surplus or Deficit on the Provision of Services £000	Other Comprehensive Income and Expenditure £000
Interest Revenue:				
Financial assets measured at amortised cost	(175)	-	(284)	-
Total interest Revenue	(175)	-	(284)	-
Interest Expense	3,249	-	3,249	-
(Surplus) / deficit arising on revaluation of financial assets in Other comprehensive Income	-	-	-	-
Net (gain)/loss for the year	3,074	-	2,965	-

Changes in the Valuation Technique

There has been no change in the valuation technique used during the year for the financial instruments.

The Fair Values of Financial Assets and Financial Liabilities that are not measured at Fair Value (but for which Fair Value disclosures are required)

All of the Council's financial assets and liabilities have been classified as and are held in the balance sheet at amortised cost. Their fair value can be assessed by calculating the present value of the cash flows that take place over the remaining life of the instruments (Level 2), using the following assumptions:

- For loans from the PWLB, new loan borrowing rates from the PWLB have been applied to provide the fair value under PWLB debt redemption procedures. As the Debt Management Office provides a transparent approach allowing the exit cost to be calculated without undertaking a repayment or transfer as an alternative this value is also disclosed.
- For loans receivable, prevailing benchmark rates have been used to provide the fair value;
- No early repayment or impairment is recognised
- Where an instrument has a maturity of less than 12 months or is a trade or other receivable the fair value is taken to be the carrying amount or the billed amount;
- The fair value of trade and other receivables is taken to be the invoiced or billed amount.

Mark to Model Valuation for Financial Instruments

All the financial assets are classed at amortised cost and held with Money Market Funds and Notice Accounts. The financial liabilities are held with PWLB and Market lenders. All of these investments and borrowings were not quoted on an active market and a Level 1 valuation is not available. To provide a fair value which provides a comparison to the carrying amount, the Council has used a financial model valuation provided by Link Asset Services. This valuation applies the Net Present Value approach, which provides an estimate of the value of payments in the future at today's terms as at the balance sheet date. This is a widely accepted valuation technique commonly used by the private sector. The Council's accounting policy is to use new borrowing rates to discount the future cash flows.

The fair values calculated are as follows:

31 March 2019			31 March 2020	
Carrying Amount	Fair Value	Financial Liabilities	Carrying Amount	Fair Value
£000	£000		£000	£000
81,930	113,995	PWLB Debt	81,931	108,431
4,456	4,456	Trade Payables	3,023	3,023
		Short Term Creditor - Finance Lease	223	223
24	24	Long Term Creditors	21	21
674	674	Other Long Term Liabilities - Finance Leases	451	451
87,084	119,149	Total Financial Liabilities	85,649	112,149

The fair value of liabilities is greater than the carrying amount because the Council's portfolio of loans includes a fixed rate loan where the interest payable is higher than the rates available for similar loans in the market place at 31 March 2020. This shows a notional loss (based on economic conditions at 31 March 2020) arising from a commitment to pay interest to lenders above market rates.

The fair value of Public Works Loan Boards of £108.431m measures the economic effect of the terms agreed with the PWLB compared with estimates of the terms that would be offered for market transactions undertaken at 31 March 2020. The difference between the carrying amount and the fair value measures the additional interest that the Council will pay over the remaining terms of the loan under the agreements with the PWLB, against what would be paid if the loans were at prevailing market rates.

As the Council has a continued ability to borrow at concessionary rates from the PWLB rather than the market, the fair value calculated at premature repayment rate to reflect the interest that would be charged including a penalty charge for penalty interest would be £168.930m.

31 March 2019			31 March 2020	
Carrying Amount	Fair Value	Financial Assets	Carrying Amount	Fair Value
£000	£000		£000	£000
7,505	7,505	Fixed Term Deposits	3,503	3,503
20,101	20,101	Cash & Cash Equivalents	35,113	35,113
57	57	Long Term Debtors	57	57
4,591	4,591	Trade Receivables	4,587	4,587
32,254	32,254	Total Financial Assets	43,260	43,260

There is no difference in the fair value of the assets held at year end as the interest rates available at 31 March 2020 are comparable with the investment return.

Short term debtors and creditors are carried at cost as this is a fair approximation of their value.

21. Inventories

The Council carries stock as consumable stores and maintenance materials and the balance carried is not material, therefore detailed disclosure notes of movements are not required. At 31 March 2020 the balance of stocks held was £102,000, a decrease of £7,000 from the previous financial year.

22. Debtors

Short Term Debtors

31 March 2019 £000		31 March 2020 £000
870	Central Government	325
4,591	Trade Debtors	4,587
311	Pre Payments	325
193	Local taxation - Council Tax	218
126	Local taxation - NNDR	241
222	Other Receivables	262
6,313		5,958

The balances detailed above are net of impairment allowances. The amount of impairment allowance per category is set out below:

31 March 2019 £000		31 March 2020 £000
(718)	Trade receivables	(756)
(666)	Local taxation - Council Tax	(722)
(366)	Local taxation - NNDR	(368)
(3,236)	Other receivable amounts	(3,091)
(4,986)		(4,937)

The balances below set out the debtors for Local Taxation gross of any impairment allowance.

Debtors for Local Taxation - Council Tax

31 March 2019 £000		31 March 2020 £000
58	Less than three months	49
145	Three to six months	141
128	Six months to one year	189
528	More than one year	561
859		940

Debtors for Local Taxation - NNDR

31 March 2019 £000		31 March 2020 £000
58	Less than three months	64
105	Three to six months	75
34	Six months to one year	54
295	More than one year	416
492		609

23. Cash and Cash Equivalents

The balance of Cash and Cash Equivalents is made up of the following elements:

31 March 2019 £000		31 March 2020 £000
Current Assets		
19,517	Cash equivalents held by the Council	33,014
582	Bank current accounts	2,096
2	Cash held by the Council	3
20,101	Total Cash and Cash Equivalents	35,113

24. Assets Held For Sale

Assets held for sale as at 31 March 2020 £368,000 (31 March 2019 £nil).

25. Short Term Creditors

31 March 2019 £000		31 March 2020 £000
3,684	Central Government	3,271
757	Local taxation - Council Tax	490
1,341	Local taxation - NNDR	1,510
4,456	Trade payables	3,023
320	Other payables	366
<u>10,558</u>		<u>8,660</u>

26. Provisions

(i) Current Liabilities

There are no short term provisions as at 31 March 2020 (2019 £nil).

(ii) Long Term Liabilities

	Insurance £000	Business Rates Appeals £000	Total £000
Balance at 1 April 2019	193	3,045	3,238
Additional provisions	50	945	995
Amounts used in 2019/20	(87)	(2,069)	(2,156)
Balance at 31 March 2020	<u>156</u>	<u>1,921</u>	<u>2,077</u>

The balance at 31 March 2020 of £1,921,000 reflects the Council's share of the provision for business rates appeals. The business rates provision is an estimate as detailed in note 4 to the accounts. It is included within long term liabilities as there is uncertainty on timing and amount.

27. Usable Reserves

31 March 2019 £000		31 March 2020 £000
(2,916)	General Fund Balance	(1,000)
(1,573)	HRA Balance	(1,663)
	Earmarked Reserves:	
(10,887)	General Fund	(16,078)
(5,225)	Housing Revenue Account	(8,445)
(8,377)	Capital Receipts Reserve	(9,455)
(1,681)	Capital Grants Unapplied	(2,181)
(2,433)	Housing Revenue Account - Major Repairs Reserve	(4,509)
<u>(33,092)</u>	Total Usable Reserves	<u>(43,331)</u>

Movements in the Council's usable reserves are detailed in the Movement in Reserves Statement and Notes 11 and 12.

28. Unusable Reserves

31 March 2019 £000	31 March 2020 £000
(80,083) Revaluation Reserve	(95,861)
- Available for Sale Financial Instruments Reserve	-
(74,572) Capital Adjustment Account	(69,548)
81,473 Pensions Reserve	61,764
(57) Deferred Capital Receipts Reserve	(57)
(102) Collection Fund Adjustment Account	(32)
88 Accumulated Absences Account	86
<u>(73,253)</u> Total Unusable Reserves	<u>(103,648)</u>

Revaluation Reserve

The Revaluation Reserve contains the gains made by the Council arising from the increases in the value of its Property, Plant and Equipment. The balance is reduced when assets with accumulated gains are:

- revalued downwards or impaired and the gains are lost,
- used in the provision of services and the gains are consumed through depreciation, or
- disposed of and the gains are realised.

The Reserve contains only revaluation gains accumulated since 1 April 2007, the date that the Reserve was created. Accumulated gains rising before that date are consolidated into the balance on the Capital Adjustment Account.

2018/19 £000		2019/20 £000
(69,557)	Balance at 1 April	(80,083)
(18,750)	Upward revaluation of assets	(21,684)
5,208	Downward revaluation of assets and impairment losses not charged to the Surplus/Deficit on the Provision of Services	2,381
<u>(13,542)</u>	<u>Surplus or deficit on revaluation of non-current assets not posted to the Surplus or Deficit on the Provision of Services</u>	<u>(19,303)</u>
2,002	Difference between fair value depreciation and historical cost depreciation	2,959
1,014	Accumulated gains on assets sold or scrapped	566
<u>3,016</u>	<u>Amount written off to the Capital Adjustment Account</u>	<u>3,525</u>
<u>(80,083)</u>	Balance at 31 March	<u>(95,861)</u>

Available for Sale Financial Instruments Reserve

The Available for Sale Financial Instruments Reserve contains the gains made by the Council arising from increases in the value of its investments that have quoted market prices or otherwise do not have fixed or determinable payments. The balance is reduced when investments with accumulated gains are:

- revalued downwards or impaired and the gains are lost
- disposed of and the gains are realised

2018/19 £000		2019/20 £000
	(4) Balance at 1 April	-
4	Downward revaluation of investments not charged to the Surplus/Deficit on the Provision of Services	-
	Accumulated gains on assets sold and maturing assets written out to the Comprehensive Income and Expenditure Statement as part of Other Investment Income	-
<hr/>		<hr/>
4		-
<hr/> <hr/>	- Balance at 31 March	<hr/> <hr/>

The 2018/19 Code of Practice on Local Authority Accounting has adopted IFRS 9 Financial Instruments. As a result of the implementation of IFRS 9, the Available for Sale Reserve has been decommissioned and the balance has been written off to the investment held in the balance sheet as it was redeemed during 2018/19.

Capital Adjustment Account

The Capital Adjustment Account absorbs the timing difference arising from the different arrangements for accounting for the consumption of non-current assets and for financing the acquisition, construction or enhancement of those assets under statutory provisions. The Account is debited with the cost of acquisition, construction or enhancement as depreciation, impairment losses and amortisations are charged to the Comprehensive Income and Expenditure Statement (with reconciling postings from the Revaluation Reserve to convert current and fair value figures to a historical cost basis). The Account is credited with the amounts set aside by the Council as finance for the costs of acquisition, construction and enhancement.

The Account contains accumulated gains and losses on Investment Properties and gains recognised on donated assets that have yet to be consumed by the Council.

The Account also contains revaluation gains accumulated on Property, Plant and Equipment before 1 April 2007, the date that the Revaluation Reserve was created to hold such gains.

Note 11 provides details of the source of all the transactions posted to the Account, apart from those involving the Revaluation Reserve.

2018/19 £000		2019/20 £000
(81,974)	Balance at 1 April	(74,572)
	Reversal of items relating to capital expenditure debited or credited to the Comprehensive Income and Expenditure Statement	
14,848	Charges for depreciation and impairment of non-current assets	9,808
116	Amortisation of Intangible Assets	103
1,171	Revenue Expenditure Funded from Capital Under Statute	475
3,023	Amounts of non-current assets written off on disposal or sale as part of the gains/loss on disposal to the Comprehensive Income and Expenditure Statement	2,945
(14)	Fair Value of Investment Property	374
<u>19,144</u>		<u>13,705</u>
(3,016)	Adjusting amounts written out of the Revaluation Reserve	(3,525)
<u>(65,846)</u>	Net written out amount of the cost of non-current assets consumed in the year	<u>(64,392)</u>
	Capital financing applied in the year:	
(2,181)	Use of the Capital Receipts Reserve to finance new capital expenditure	(1,313)
(2,273)	Use of the Major Repairs Reserve to finance new capital expenditure	(1,820)
(1,127)	Capital grants and contributions credited to the Comprehensive Income and Expenditure Statement that have been applied to capital financing	(617)
(341)	Application of grants to capital financing from the Capital Grants Unapplied Account	-
(541)	Statutory provision for the financing of capital investment charged against the General Fund and HRA balances	(490)
(1,500)	Voluntary set aside	(875)
(763)	Capital expenditure charged against the General Fund and HRA balances	(41)
<u>(8,726)</u>		<u>(5,156)</u>
<u>(74,572)</u>	Balance at 31 March	<u>(69,548)</u>

Pensions Reserve

The Pensions Reserve absorbs the timing difference arising from the different arrangements for accounting for post employment benefits and for funding benefits in accordance with statutory provisions. The Council accounts for post employment benefits in the Comprehensive Income and Expenditure Statement as the benefits are earned by employees accruing years of service, updating the liabilities recognised to reflect inflation, changing assumptions and investment returns on any resources set aside to meet the costs. However, statutory arrangements require benefits earned to be financed as the Council makes employer's contributions to pension funds or eventually pays any pensions for which it is directly responsible. The debit balance on the Pensions Reserve therefore shows a substantial shortfall in the benefits earned by past and current employees and the resources the Council has set aside to meet them. The statutory arrangements will ensure that funding will have been set aside by the time the benefits come to be paid.

2018/19 £000	2019/20 £000
74,446 Balance at 1 April	81,473
4,139 Remeasurements of the net defined benefit liability/(asset)	(21,955)
6,820 Reversal of items relating to retirement benefits debited or credited to the Surplus or Deficit on the Provision of Services in the Comprehensive Income and Expenditure Statement	6,415
(3,932) Employers pensions contributions and direct payments to pensioners payable in the year	(4,169)
<u>81,473</u> Balance at 31 March	<u>61,764</u>

Deferred Capital Receipts Reserve

The Deferred Capital Receipts Reserve holds the gains recognised on the disposal of non-current assets but for which cash settlement has yet to take place. Under statutory arrangements, the Council does not treat these gains as usable for financing new capital expenditure until they are backed by cash receipts. When the deferred cash settlement eventually takes place, amounts are transferred to the Capital Receipts Reserve.

2018/19 £000	2019/20 £000
(62) Balance at 1 April	(57)
- Transfer of deferred sale proceeds credited as part of the gain/loss on disposal to the Comprehensive Income and Expenditure Statement	-
5 Transfer to the Capital Receipts Reserve upon receipt of cash	-
<u>(57)</u> Balance at 31 March	<u>(57)</u>

Collection Fund Adjustment Account

The Collection Fund Adjustment Account manages the differences arising from the recognition of council tax and non-domestic rates income in the Comprehensive Income and Expenditure Statement as it falls due from council tax payers and business rates payers compared with the statutory arrangements for paying across amounts to the General Fund from the Collection Fund.

2018/19 £000	2019/20 £000
(489) Balance at 1 April	(102)
73 Amount by which council tax income credited to the Comprehensive Income and Expenditure Statement is different from council tax income calculated for the year in accordance with statutory requirements	21
314 Amount by which non domestic rates income credited to the Comprehensive Income and Expenditure Statement is different from non domestic rates income calculated for the year in accordance with statutory requirements	49
<u>(102)</u> Balance at 31 March	<u>(32)</u>

Accumulated Absences Account

The Accumulated Absences Account absorbs the differences that would otherwise arise on the General Fund Balance from accruing for compensated absences earned but not taken in the year, e.g. annual leave entitlement carried forward at 31 March. Statutory arrangements require that the impact on the General Fund Balance is neutralised by transfers to or from the Account.

2018/19 £000		2019/20 £000
78	Balance at 1 April	88
(78)	Settlement or cancellation of accrual made at the end of the preceding year	(88)
88	Amounts accrued at the end of the current year	86
<u>88</u>	10 Amount by which officer remuneration charged to the Comprehensive Income and Expenditure Statement on an accruals basis is different from remuneration chargeable in the year in accordance with statutory requirements	<u>(2)</u>
<u><u>88</u></u>	Balance at 31 March	<u><u>86</u></u>

29. Cash flow Statement - Operating Activities

The cash flows for operating activities include the following items:

2018/19 £000		2019/20 £000
(237)	Interest received	(299)
3,277	Interest paid	3,272

The surplus or deficit on the provision of services has been adjusted for the following non-cash movements:

2018/19 £000		2019/20 £000
	Adjust Net Surplus or Deficit on the Provision of Services for Non-Cash Movements	
(6,039)	Depreciation	(6,565)
(8,809)	Impairment and downward valuations	(3,242)
(116)	Amortisation	(103)
236	Increase / (decrease) in impairments for bad debts	50
(223)	Increase / (decrease) in Creditors	(1,997)
(636)	Increase / (decrease) in Debtors	(444)
16	Increase / (decrease) in Stock	(7)
(4,661)	Movement in pension liability	(4,281)
(3,023)	Carrying amount of non-current assets sold or derecognised	(2,944)
(959)	Other non-cash items charged to the net surplus or deficit on the provision of services	786
<u>(24,214)</u>		<u>(18,747)</u>

The surplus or deficit on the provision of services has been adjusted for the following items that are investing and financing activities:

2018/19 £000		2019/20 £000
	Adjust for items included in the Net Surplus or Deficit on the Provision of Services that are Investing and Financing Activities	
1,454	Capital grants credited to Surplus / Deficit on the Comprehensive Income and Expenditure Statement	1,124
8,081	Proceeds from the sales of Plant, Property and Equipment, Investment Property and Intangible Assets	3,844
<u>9,535</u>		<u>4,968</u>

30. Cash flow Statement - Investing Activities

2018/19 Restated £000		2019/20 £000
8,113	Purchase of Property, Plant and Equipment, Investment Property and Intangible Assets	4,213
15,500	Purchase of short-term and long-term investments	9,000
(8,086)	Proceeds from the sale of Property, Plant and Equipment, Investment Property and Intangible Assets	(3,844)
(12,500)	Proceeds from short-term and long-term investments	(13,000)
(972)	Capital grants and income from discounts	(1,482)
2,055	Net cash flows from investing activities	(5,113)

The purchase and proceeds of short term investments have been restated to exclude movements of cash and cash equivalents. The revised figures relate only to the activity relating to investments for a period longer than 3 months at of deposit. Prior to restatement values for short term investments were Purchase £73,000 and Proceeds (£70,000).

31. Cash flow Statement - Financing Activities

2018/19 £000		2019/20 £000
216	Cash payments for the reduction of the outstanding liabilities relating to finance leases	221
20	Repayment of short and long term borrowing	9
(2,500)	Billing authority - Council Tax and NNDR adjustments	3,026
(2,264)	Net cash flows from financing activities	3,256

Reconciliation of Liabilities Arising from Financing Activities

	1 April 2019 £000	Financing cash flows £000	Non-cash changes		31 March 2020 £000
			Acquisition £000	Other non cash changes £000	
Long term borrowings	81,635	(9)	-	-	81,626
Short term borrowings	-	-	-	-	-
Lease liabilities	916	(221)	-	-	695
Total liabilities from financing activities	82,551	(230)	-	-	82,321

	1 April 2018 £000	Financing cash flows £000	Non-cash changes		31 March 2019 £000
			Acquisition £000	Other non cash changes £000	
Long term borrowings	81,655	(20)	-	-	81,635
Short term borrowings	-	-	-	-	-
Lease liabilities	1,132	(216)	-	-	916
Total liabilities from financing activities	82,787	(236)	-	-	82,551

32. Acquired and Discontinued Operations

There are no significant operations which were acquired or discontinued during the year.

33. Agency Services

There were no agency services in 2019/20.

34. Members Allowances

Members allowances paid during 2019/20 totalled £376,983.68 (2018/19 £372,708.39). Further details are available on the Council's website.

35. Officers Remuneration

The remuneration paid to the Council's senior employees is as follows:

Senior Officers emoluments 2019/20 - salary is between £50,000 and £150,000 per year

Post Title	Salary, Fees and Allowances	Benefits in Kind	Pension Contribution	Total
Managing Director	105,756	963	18,247	124,966
Deputy Managing Director	86,367	963	15,072	102,402
Head of Environment & Healthy Lifestyles	67,767	963	11,851	80,581
Head of Economic Prosperity	67,961	963	11,903	80,827
Head of Governance & Corporate Services	67,675	963	11,841	80,479
Head of Housing & Partnerships	67,715	963	11,878	80,556
	463,241	5,778	80,792	549,811

The Council operates a number of shared services with Stafford Borough Council which operate on the basis of a lead authority. The posts set out below are responsible for the provision of services to the recipient authority:-

Post	Lead Authority	Recipient Authority
Deputy Managing Director	Cannock Chase District Council	Stafford Borough Council
Head of Governance & Corporate Services	Cannock Chase District Council	Stafford Borough Council

In addition the Council also receives services from Stafford Borough Council for provision of services to the recipient authority:-

Post	Lead Authority	Recipient Authority
Head of Human Resources	Stafford Borough Council	Cannock Chase District Council
Head of Law & Administration	Stafford Borough Council	Cannock Chase District Council
Head of Technology	Stafford Borough Council	Cannock Chase District Council

Senior Officers emoluments 2018/19 - salary is between £50,000 and £150,000 per year

Post Title	Salary, Fees and Allowances £	Benefits in Kind £	Pension Contribution £	Total £
Managing Director	103,874	963	17,888	122,725
Deputy Managing Director	84,673	963	14,822	100,458
Head of Environment & Healthy Lifestyles	66,559	963	11,664	79,186
Head of Economic Prosperity (i)	37,602	556	6,524	44,682
Head of Governance & Corporate Services	66,348	963	11,758	79,069
Head of Housing & Partnerships	66,348	963	11,658	78,969
	425,404	5,371	74,314	505,089

- (i) The post Head of Economic Development became vacant on 13 October 2017. The post was filled on 3 September 2018 and was renamed Head of Economic Prosperity. In the intervening period this was covered by a senior officer within the Council.

There are no other employees within the Council receiving more than £50,000 remuneration for the year (excluding employer's pension contributions) in 2019/20 or 2018/19.

The number of exit packages with total cost per band and total cost of the compulsory and other redundancies are set out the table below, there were none in 2019/20:

Exit package cost band (including special payments)	Number of compulsory redundancies		Number of other departures agreed		Total number of exit packages by cost band		Total cost of exit packages in each band	
	2018/19	2019/20	2018/19	2019/20	2018/19	2019/20	2018/19	2019/20
							£000	£000
£0 - £20,000	2	-	2	-	4	-	10	-
£20,001 - £40,000	2	-	-	-	2	-	57	-
£40,001 - £60,000	1	-	-	-	1	-	45	-
£60,001 - £80,000	-	-	-	-	-	-	-	-
£80,001 - £100,000	-	-	-	-	-	-	-	-
£100,001 - £150,000	-	-	-	-	-	-	-	-
£150,001+	-	-	-	-	-	-	-	-
TOTAL	5	-	2	-	7	-	112	-

36. External Audit Costs

The auditors for 2019/20 financial year were appointed by the PSAA (Public Sector Audit Appointments).

The Council has incurred the following costs in relation to the audit of the Statement of Accounts, certification of grant claims and non-audit services provided by the Council's external auditors:

2018/19 £000	2019/20 £000
40 Fees payable to the Grant Thornton with regard to external audit services carried out by the appointed auditor	45
15 Fees payable to the Grant Thornton for the certification of grant claims and returns for the year	22
- Rebate from the Public Sector Audit Appointments during the year	(5)
55 Total	62

37. Grant Income & Precepts on the Collection Fund

The Council credited the following grants, contributions and donations to the Comprehensive Income and Expenditure Statement in 2019/20:

2018/19 £000	Credited to Taxation and Non Specific Grant Income	2019/20 £000
384	Revenue Support Grant	-
6,754	Precepts On The Collection Fund	7,000
4,053	NNDR	6,045
1,032	New Homes Bonus	1,437
55	Other general grants	19
1,059	Capital Grants-General Fund	979
395	Capital Grants-HRA	145
13,732	Total	15,625
	Credited to Services	
13,018	Rent Allowances	10,667
10,164	Housing Benefit Subsidy	8,950
296	Housing Benefit Admin Grant	265
133	Cost Of Collection Allowance	136
113	DCLG Local Council Tax Scheme Grant	109
112	Discretionary Housing Payments	96
25	Homelessness Prevention Grants	-
132	Flexible Homelessness Support Grant	179
111	Local Taxation (Grant Fund)	121
10	Elections	10
-	- Covid 19	54
109	Other grants	67
24,223	Total	20,654
-	Amounts not Reported to Management for Decision Making	-
24,223		20,654

The other grants lines shown in the table above includes all grants received less than £50,000 each as these have not been identified separately.

The Council has received a number of grants, contributions and donations that have yet to be recognised as income as they have conditions attached to them that will require the monies or property to be returned to the giver. The balances at the year-end are as follows:

(i) Current Liabilities

31 March 2019 £000		31 March 2020 £000
	Revenue Grants Receipts in Advance	
153	Section 106 Developers Revenue Contributions	144
153	Total	144
	Capital Grants Receipts in Advance	
511	Section 106 Developers Capital Contributions	892
511	Total	892

The Council does not hold a donated assets account.

38. Related Parties

The Council is required to disclose material transactions with related parties - bodies or individuals that have the potential to control or influence the Council or to be controlled or influenced by the Council. Disclosure of these transactions allows readers to assess the extent to which the Council might have been constrained in its ability to operate independently or might have secured the ability to limit another party's ability to bargain freely with the Council.

Central Government

Central government has significant influence over the general operations of the Council - it is responsible for providing the statutory framework within which the Council operates, provides the majority of its funding in the form of grants and prescribes the terms of many of the transactions that the Council has with other parties (e.g. council tax bills, housing benefits). Grants received from government departments are set out in the subjective analysis in Note 37 Grant Income and Precepts on the Collection Fund.

Members

Members of the Council have direct control over the Council's financial and operating policies. The total of members allowances paid in 2019/20 is shown in Note 34. Details of Members' interests are recorded in the Register of Members' Interest maintained by the Council. During 2019/20 there were no significant works and services commissioned from companies in which members had an interest.

Officers

During 2019/20 there were no significant works or services commissioned from companies in which senior officers had an interest.

Other Public Bodies (subject to common control by central government)

There are no transactions with other public bodies in 2019/20 that are required to be disclosed.

Entities Controlled or Significantly Influenced by the Council

As part of the shared services with Stafford Borough Council, Cannock Chase District Council paid £1.209 million for Stafford Borough Council hosted services and received £2.291 million for services hosted at Cannock. At the year end the figures included an accrued amount of £0.059 million payable by Stafford Borough Council to Cannock Chase District Council.

39. Capital Expenditure and Capital Financing

The total amount of capital expenditure incurred in the year is shown in the table below (including the value of assets acquired under finance leases), together with the resources that have been used to finance it. Where capital expenditure is to be financed in future years by charges to revenue as assets used by the Council, the expenditure results in an increase in the Capital Financing Requirement (CFR), a measure of the capital expenditure incurred historically by the Council that has yet to be financed. The CFR is analysed in the second part of this note.

2018/19		2019/20
£000		£000
94,924	Opening Capital Financing Requirement	93,453
	Capital Investment	
8,084	Property, Plant and Equipment	3,316
1,171	Revenue Expenditure Funded from Capital under Statute	475
	Sources of finance	
(4,181)	Capital receipts	(1,313)
-	- Capital receipts set aside repayment of debt	(875)
(1,468)	Government grants and other contributions	(617)
(2,273)	Major Repairs Reserve	(1,820)
	Sums set aside from revenue:	
(763)	Direct revenue contributions	(41)
(309)	Minimum Revenue Provision (MRP)	(262)
(1,500)	Voluntary revenue provision	-
(20)	Walsall Debt Repayment	(10)
(212)	Finance Lease Payment	(218)
93,453	Closing Capital Financing Requirement	92,088
	Explanation of movements in year	
	Increase / (Decrease) in underlying need to borrowing (unsupported by government financial assistance)	
2,551	HRA	(10)
(4,022)	General Fund	(1,355)
(1,471)	Increase/(decrease) in Capital Financing Requirement	(1,365)

40. Leases

Council as Lessee

Financing Lease of Vehicles

The Council has a number of leases for refuse vehicles. The assets acquired under these leases are carried as Property, Plant and Equipment in the Balance Sheet.

The Council is committed to making minimum lease payments under the lease comprising settlement of the long term liability for the interest in the property acquired by the Council and the finance costs that will be payable by the Council in future years while the liability remains outstanding. The minimum lease payments are made up of the following amounts:

31 March		31 March
2019		2020
£000		£000
218	Current Finance lease Liabilities	223
674	Non Current	451
52	Finance costs payable in future years	32
944	Minimum Lease Payments	706

The minimum lease payments will be payable over the following periods:

	Minimum lease Payments		Finance Lease Liabilities	
	2018/19 £000	2019/20 £000	2018/19 £000	2019/20 £000
Not later than one year	239	239	218	223
Later than one year not later than five years	705	467	674	451
Later than five years	-	-	-	-
Minimum Lease Payments	944	706	892	674

Operating Lease of Property

The Council has an operating lease of Rugeley Market Hall. The Council owns the freehold of this property.

The future minimum lease payments under non cancellable leases are:

2018/19 £000		2019/20 £000
218	Not later then one year	231
861	Later than one year and not later than five years	924
11,627	Later than five years	11,485
12,706		12,640

The expenditure charged to services in the Comprehensive Income and Expenditure Statement during the year in relation to this lease was:

2018/19 £000		2019/20 £000
218	Minimum Lease Payments	231
218		231

Finance Lease of Property

The Council has a finance lease of the land at Rugeley Leisure Centre for a period of 50 years from 2004 at a peppercorn rent. The asset acquired under this lease is carried as Other Land and Buildings in the Balance Sheet.

Council as Lessor

Finance Leases

The Council has a finance lease in respect of the Hednesford Gateway scheme where a 250 year lease has been granted on the assets. The Council does not receive any rentals but a premium on the disposal of £720,000 has been received. The Council retains the freehold.

Operating Leases

The Council leases out property and equipment under operating leases for the following purposes:

- for community services through the provision of various premises
- for economic development purposes by providing business premises for rental

The future minimum lease payments receivable under non-cancellable leases in future years are:

31 March 2019 £000		31 March 2020 £000
619	Not later than one year	511
1,755	Later than one year and not later than five years	1,458
<u>40,546</u>	Later than five years	<u>36,168</u>
<u>42,920</u>		<u>38,137</u>

41. Impairment Losses

As set out in the accounting policy for impairment in note 1 xvii, assets are reviewed at each year end to determine whether there has been any impairment to their value during the year. This does not relate to valuation changes due to market prices but where assets have had a change in value due to other factors such as fire.

As a result of this review there were no impairment losses during 2019/20 (2018/19 £126,000)

42. Termination Benefits

The Council did not terminate the contracts of any employees in 2019/20 so did not incur any liabilities (£112,000 in 2018/19) See Note 35 for the number of exit packages and total cost per band in 2018/19.

43. Defined Benefit Pension Schemes

Participation in Pension Schemes

As part of the terms and conditions of employment of its officers, the Council makes contributions towards the cost of post employment benefits. Although these benefits will not actually be payable until employees retire, the council has a commitment to make the payments that needs to be disclosed at the time that employees earn their future entitlement.

The Council participates in The Local Government Pension Scheme, administered locally by Staffordshire County Council (SCC) This is a funded defined benefit final salary scheme, meaning that the Council and employees pay contributions into a fund, calculated at a level intended to balance the pensions liabilities with investment assets.

The Staffordshire Pension Fund is operated under the regulatory framework for the Local Government Pension Scheme and the governance of the scheme is the responsibility of the pensions committee of SCC. Policy is determined in accordance with the Pensions Fund Regulations.

The principal risks to the authority of the scheme are the longevity assumptions, statutory changes to the scheme, structural changes to the scheme (i.e. large scale withdrawals from the scheme), changes to inflation, bond yields and the performance of the equity investments held by the scheme. These are mitigated to a certain extent by the statutory requirements to charge to the General Fund and Housing Revenue Account, the amounts required by statute as described in Note 1 (accounting policies).

Transactions Relating to Post-employment Benefits

The Council recognises the cost of retirement benefits in the reported cost of services when they are earned by employees, rather than when the benefits are eventually paid as pensions. However, the charge the Council is required to make against council tax is based on the cash payable in the year, so the real cost of post employment/retirement benefits is reversed out of the General Fund via the Movement in Reserves Statement. The following transactions have been made in the Comprehensive Income and Expenditure Statement and the General Fund Balance via the Movement in Reserves Statement during the year.

2018/19 £000		2019/20 £000
	Comprehensive Income and Expenditure Statement	
	Service Cost	
4,024	Current service cost	4,477
924	Past service cost (including curtailments)	-
<u>4,948</u>	Total Service Cost	<u>4,477</u>
	Financing and Investment Income and Expenditure	
(2,748)	Interest income on scheme assets	(2,681)
4,620	Interest cost on defined benefit obligation	4,619
<u>1,872</u>	Total Net Interest	<u>1,938</u>
<u>6,820</u>	Total Post Employment Benefit Charged to the (Surplus) or Deficit on the Provision of Services	<u>6,415</u>
	Remeasurements of the Net Defined Liability Comprising:	
(5,786)	Return on plan assets excluding amounts included in net interest	7,162
-	actuarial (gains) / losses arising from changes in demographic assumptions	(13,854)
9,751	actuarial (gains) / losses arising on changes in financial assumptions	(7,160)
174	Other	(8,103)
<u>4,139</u>	Total remeasurements recognised in other comprehensive income	<u>(21,955)</u>
<u>10,959</u>	Total Other Post Employment Benefit Charged to the Comprehensive Income and Expenditure Statement	<u>(15,540)</u>
	Movement in Reserves Statement	
(6,820)	reversal of net charges made to the (surplus) or deficit on the provision of Services	(6,415)
3,932	Employers Contributions Payable to the Scheme	4,169

Pensions Assets and Liabilities Recognised in the Balance Sheet

The amount included in the Balance Sheet arising from the Council's obligation in respect of its defined benefit plans is as follows:

31 March 2019 £000		31 March 2020 £000
(112,940)	Fair value of employer assets	(105,474)
186,626	Present value of funded liabilities	162,305
5,752	Present value of unfunded liabilities	4,933
<u>79,438</u>	Net Liability arising from the Defined Benefit Obligation	<u>61,764</u>

Reconciliation of the Movements in the Fair Value of Scheme Assets

2018/19 £000		2019/20 £000
107,128	Opening fair value of scheme assets	112,940
2,748	Interest income	2,681
	Remeasurement gain/(loss)	
5,786	Return on plan assets excluding the amounts included in net interest	(7,162)
* 2,159	Contributions from employer	2,134
654	Contributions from employees into the scheme	656
(5,535)	Benefits paid	(5,775)
<u>112,940</u>	Closing Fair Value of Scheme Assets	<u>105,474</u>

There is a timing difference between the Pension Liability and Pensions Reserve of £2.035 million for 2018/19. This reflects the balance remaining paid in 2017/18 for a period of 3 years as a lump sum to take advantage of reduced overall payments for early payment. The impact of this payment is to create a temporary timing difference between the pension reserve and the pension liability. This reflects the amount of the actual past deficit payment made to the pension fund as compared to the amount due under statutory arrangements as reflected in the Pension reserve. 2019/20 was the final year and therefore no difference at 31 March 2020.

Reconciliation of Present Value of Scheme Liabilities (Defined Benefit Obligation)

2018/19 £000		2019/20 £000
177,766	Opening fair value of scheme liabilities	192,378
4,024	Current service cost	4,477
4,620	Interest cost	4,619
654	Contributions from scheme participants	656
	Remeasurement (gains)/losses:	
-	Actuarial (gains)/losses arising from changes in demographic assumptions	(7,160)
9,751	Actuarial (gains)/losses arising from changes in financial assumptions	(13,854)
174	Other	(8,103)
924	Past service cost	-
(5,535)	Benefits paid	(5,775)
192,378	Closing Fair Value of Scheme Liabilities	167,238

Local Government Pension Scheme Assets comprised:

	Period Ended 31 March 2019				Period Ended 31 March 2020			
	Quoted Prices in Active Markets £000	Quoted Prices not in Active Markets £000	Total £000	Percentage Total of Asset £000	Quoted Prices in Active Markets £000	Quoted Prices not in Active Markets £000	Total £000	Percentage Total of Asset £000
Equity Securities								
Consumer	5,042	-	5,042	4%	3,911	-	3,911	4%
Manufacturing	4,320	-	4,320	4%	4,225	-	4,225	4%
Energy and utilities	1,810	-	1,810	2%	1,410	-	1,410	1%
Financial Institutions	4,177	-	4,177	3%	3,729	-	3,729	4%
Health and Care	3,241	-	3,241	3%	3,299	-	3,299	3%
Information Technology	3,220	-	3,220	3%	2,570	-	2,570	2%
Other	107	-	107	0%	91	-	91	0%
Debt Securities								
Corporate Bonds investment grade	8,384	-	8,384	7%	8,487	-	8,487	8%
Private Equity								
All	-	4,043	4,043	4%	-	4,394	4,394	4%
Real Estate								
UK Property	-	9,601	9,601	8%	-	10,395	10,395	10%
Investment Funds and Unit Trusts								
Equities	50,837	-	50,837	45%	44,984	-	44,984	43%
Bonds	8,546	-	8,546	8%	8,865	-	8,865	8%
Hedge Funds	-	1,973	1,973	2%	-	1,877	1,877	2%
Other	-	4,547	4,547	4%	-	5,454	5,454	5%
Cash and Cash Equivalents								
All	3,092	-	3,092	3%	1,783	-	1,783	2%
Total Assets	92,776	20,164	112,940	100%	83,354	22,120	105,474	100%

Covid 19 Impact Pension Fund Directly held property investments

The Pension fund holds a number of properties as part of its portfolio due to the impact of Covid 19 there is material estimation uncertainty of those assets values at the 31 March 2020. The Council has a proportion of those assets within it's total assets figure and therefore there is also material valuation uncertainty within the assets held in relation to property.

Basis for Estimating Assets and Liabilities

Liabilities have been assessed on an actuarial basis using the projected unit credit method, an estimate of the pensions that will be payable in future years dependent on assumptions about mortality rates, salary levels etc. The Local Government Pension Scheme liabilities have been assessed by Hymans Robertson, an independent firm of actuaries, estimates for SCC operated Fund are based on the latest full valuation of the scheme as at 1 April 2019.

The significant assumptions used by the actuary have been:

2018/19	2019/20
Mortality assumptions	
Longevity at 65 for current pensioners:	
22.1 Men	21.2
24.4 Women	23.6
Longevity at 65 for future pensioners:	
24.1 Men	22.1
26.4 Women	25.0
2.5% Rate of Inflation	2.3%
2.9% Rate of increase in salaries	2.3%
2.5% Rate of increase in pensions	1.9%
2.4% Rate for discounting scheme liabilities	2.3%

The estimation of the defined benefit obligations is sensitive to the actuarial assumptions set out in the table above. The sensitivity analyses below have been determined based on reasonably possible changes of the assumptions occurring at the end of the reporting period and assumes for each change that the assumption analysed changes while all other assumptions remain constant. The assumptions in longevity, for example, assume that life expectancy increases or decreases for men and women. In practice, this is unlikely to occur, and changes in some of the assumptions may be interrelated. The estimations in the sensitivity analysis have followed the accounting policies for the scheme, i.e. on an actuarial basis using the projected unit credit method. The methods and types of assumptions used in preparing the sensitivity analysis below did not change from those used in 2018/19..

Change in Assumptions at 31 March 2020	Approximate % Increase to Employee Liability	Approximate Monetary Value £000
0.5% decrease in real discount rate	8%	13,806
0.5% increase in the salary increase rate	1%	1,230
0.5% increase in the pension increase rate	7%	12,468

Impact on the Authority's Cash Flows

The objectives of the scheme are to keep employers' contributions at as constant a rate as possible. SCC has agreed a strategy with the scheme's actuary to recoup the past deficit over the next 20 years. Funding levels are monitored on an annual basis. The next triennial valuation is due to be completed in 2022/23 financial year.

The scheme will need to take account of the national changes to the scheme under the Public Pensions Services Act 2013. Under the Act, the Local Government Pension Scheme in England and Wales and the other main existing public service schemes may not provide benefits in relation to service after 31 March 2014 (or service after 31 March 2015 for other main existing public service pension schemes in England and Wales). The Act provides for scheme regulations to be made within a common framework, to establish new career average revalued earnings schemes to pay pensions and other benefits to certain public servants.

The Authority anticipates to pay £9,060,000 expected contributions to the scheme in 2020/21. This includes a prepayment amount of £7,288,000 for the next 3 years.

The weighted average duration of the defined benefit obligation for the funding scheme members is 18 years in 2019/20. (2018/19 16.8 years).

44. Contingent Liabilities

Municipal Mutual Insurance

Under the Municipal Mutual Insurance Limited Scheme of Arrangement, the Council has a potential claw-back should there be a deficit in the winding up of the company. An initial payment was made in 2013/14 for £63,000 based on a 15% levy notice, in 2015/16 a further creditor provision of £44,897 has been made to increase to a 25% levy. As there is no certainty on the remaining liability this has been left as a contingent liability. It is the view of the Board at the 31 March 2020 that a solvent run off of the Company's business cannot be guaranteed.

Local Authority Mortgage Scheme

The Council advanced in 2013/14 £2m with Lloyds Banking Group as part of the Local Authority Mortgage Scheme. This scheme was aimed at first time buyers and the advance reflects the Council's share of financial assistance through the provision of an indemnity. Lloyds Bank plc required a five year deposit from the Council to match the five year life of the indemnity. The deposit has now been returned but the liability against default will remain until at least 5 years after the date each mortgage completed.

There were 47 completed loans with an estimated indemnity amount of £1,058,013. At 31 March 2020 there are 15 of the original completed loans remaining with an estimated indemnity amount of £344,888.

45. Contingent Assets

There are no contingent assets at 31 March 2020.

46. Nature and Extent of Risks Arising from Financial Instruments

The Council's activities expose it to a variety of financial risks:

- credit risk - the possibility that other parties might fail to pay amounts due to the Council
- liquidity risk - the possibility that the Council might not have funds available to meet its commitments to make payments
- market risk - the possibility that financial loss might arise for the Council as a result of changes in such measures as interest rates and stock market movements.

Overall procedures for managing risks

The Council's overall risk management procedures focus on the unpredictability of financial markets, and implementing restrictions to minimise these risks.

Risk management is carried out by a central treasury section, under policies approved by the Council in the annual treasury management strategy. The Council provides written principles for overall risk management, as well as written policies (covering specific areas, such as interest rate risk, credit risk and the investment of surplus cash.)

Credit Risk

Credit risk arises from deposits with banks and financial institutions, as well as credit exposures to the Council's customers.

This risk is minimised through the Annual Investment Strategy, which requires that deposits are not made with financial institutions unless they meet identified minimum credit criteria, in accordance with the Fitch, Moody's and Standard & Poors Credit Rating Services. The Annual Investment Strategy also considers maximum amounts and time limits with a financial institution located in each category.

The Annual Investment Strategy for 2019/20 was approved by Full Council on 20 February 2019 and is available on the Council's website.

Credit Risk Management Practices

The Council's credit risk management practices are set out in the Annual Investment Strategy. The key elements are:

- It requires that deposits are not made with financial institutions unless they meet identified minimum credit criteria, in accordance with the Fitch, Moody's and Standards & Poors Credit Rating Services.
- sets out maximum amounts and time limits with a financial institution located in each category.

The credit criteria in respect of financial assets held by the Council are detailed below:

This Council uses the creditworthiness service provided by Link Asset Services. This service uses a sophisticated modelling approach with credit ratings from all three ratings agencies - Fitch, Moodys and Standard and Poors, forming the core element. However, it does not rely solely on the current credit ratings of counterparties but also uses the following as overlays.

- credit watches and credit outlooks from credit rating agencies;
- sovereign ratings to select counterparties from only the most creditworthy countries
- Credit Default Swaps spreads to give early warning of likely changes in credit ratings

Customers for goods and services are assessed taking into account their financial position, past experience and other factors, with individual credit limits being set in accordance with internal ratings in accordance with parameters set by the Council.

Due to the nature of the financial assets held by the Council it is considered that the credit risk is low. Set out below is the key overview of financial assets held, an assessment of their credit risk and methodology for calculation of credit loss:

Long Term Debtors

These relate to loans which are a charge on property therefore no credit losses are calculated or defaults and write offs have taken place.

Investments

This category includes Money Market Funds, Fixed Term deposits and Cash held at bank. Recent experience has shown that it is rare for such entities to be unable to meet their commitments. To date there has been no default or write off in relation to this category of financial asset.

Previously loss allowances were not calculated for these instruments. However going forward there will be a calculation for expected credit losses are based on a 12 month expected credit loss based on historical experience of default.

Short Term Debtors

The short term debtors are split into two elements being non financial assets and financial assets. The non financial assets relate to transactions with the Government, Local authorities and statutory debt. For transactions with government and local authorities no loss allowance is calculated on these elements. For statutory debt loss allowance is calculated based on historic experience which has remained unchanged.

The financial assets primarily relate to sundry debtors and capital payments due. The criteria in relation to these assets are set out below:

- The Council's definition of default is that the counterparty has failed to make the payment and all enforcement action has been unsuccessful
- Debts are written off by the Council where the debt is greater than 6 years old, or where all enforcement has been unsuccessful. Debts below £2,500 are authorised by the Head of Finance and above that value by Council.
- In determining the expected credit losses this is based on experience of default and uncollectability over the last five years based on a lifetime expected credit loss model. There has been no material impact of adopting a forward looking model or changes in the estimation technique.

Amounts Arising from Expected Credit Losses

The Council's investments have been assessed and concluded that the expected credit loss is not material therefore no allowances have been made.

A summary of the credit quality of the Council's investments at 31 March 2020 is shown below, along with the potential maximum exposure to credit risk, based on experience of default and uncollectability.

	Lowest Long Term Rating	Principal Balance at 31 March 2020 £000	Historical Experience of Default £000	Estimated maximum exposure to default and uncollectability at 31 March 2020 £000
Deposits with Banks and Financial Institutions				
Deutsche MMF *	AAA	5,000	0.000%	
Aberdeen Standard Investments MMF *	AAA	6,000	0.000%	
Federated Investors (UK) MMF *	AAA	6,000	0.000%	
Invesco MMF*	AAA	6,000	0.000%	
Handelsbanken Plc	AA-	5,000	0.000%	
Morgan Stanley MMF*	AAA	5,000	0.000%	
Santander UK Plc	A	3,500	0.024%	1
Total		<u>36,500</u>		<u>1</u>

* Money Market Fund

The historic rates of default are from the following agencies as set out below: -

Agency	Years
Fitch	1990 - 2019
Moody's	1983 - 2019
Standard and Poors	1981 - 2019

No credit limits were exceeded during the reporting period and the Council does not expect any losses from non-performance by any of its counterparties in relation to deposits and bonds.

In relation to Expected Credit Losses for debtors, the Council does not generally allow extended credit for customers, but some of the current balance is past its due date for payment.

Trade debtors are based on lifetime expected credit losses. The trade debtors expected credit losses have been calculated based on debt type and recovery stage of debt. The expected credit loss is approximately £133,000. (2018/19 £88,000). The principal reason for increase is a widening of the areas of recovery in the current climate.

Collateral and Other Credit Enhancements

During the period the Council held no collateral as security.

Liquidity Risk

The Council manages its liquidity position through the risk management procedures above (the setting and approval of prudential indicators and the approval of the treasury and investment strategy reports), as well as through a comprehensive cash flow management system, as required by the CIPFA Code of Practice. This seeks to ensure that cash is available when needed.

The Council has ready access to borrowings from the money markets to cover any day to day cash flow need, and the PWLB and money markets for access to longer term funds. The Council is also required to provide a balanced budget through the Local Government Finance Act 1992, which ensures sufficient monies are raised to cover annual expenditure. There is therefore no risk that it will be unable to raise finance to meet its commitments under financial instruments.

All sums owing £36.5m are due to be paid in less than one year.

Refinancing and Maturity Risk

The Council maintains a debt and investment portfolio. Whilst the cash flow procedures above are considered against the refinancing risk procedures, longer term risk to the Council relates to managing the exposure to replacing the financial instruments as they mature. This risk relates to both the maturing of longer term financial liabilities and longer term financial assets.

The approved treasury indicator limits for the maturity structure of debt and the limits on investments placed for greater than one year in duration are the key parameters used to address this risk. The Council approved treasury and investment strategies address the main risks and the central treasury section address the operational risks within the approved parameters. This includes:

- monitoring the maturity profile of financial liabilities and amending the profile through either new borrowing or the rescheduling of the existing debt; and
- monitoring the maturity profile of investments to ensure sufficient liquidity is available for the Council's day to day cash flow needs, and the spread of longer term investments provide stability of maturities and returns in relation to the longer term cash flow needs.

The maturity of financial liabilities is as follows:

31 March 2019 £000		31 March 2020 £000
543	Less than one year	549
223	Between one and two years	228
451	Between two and five years	1,623
81,605	More than five years	80,205
<u>82,822</u>		<u>82,605</u>

All debtors and other payables are due to be paid in less than one year.

Market Risk

Interest Rate Risk

The Council is exposed to risk in terms of its exposure to interest rate movements on its borrowings and investments. Movements in interest rates have a complex impact on the Council. For instance, a rise in interest rates would have the following effects:

- borrowings at variable rates - the interest expense charged to the Surplus or Deficit on the Provision of Services will rise
- borrowings at fixed rates - the fair value of the borrowings will fall (no impact on revenue balances)
- investments at variable rates - the interest income credited to the Surplus or Deficit on the Provision of Services will rise
- investments at fixed rates - the fair value of the assets will fall (no impact on revenue balances)

Borrowings are not carried at fair value, so nominal gains and losses on fixed rate borrowings would not impact on the Surplus and Deficit on the Provision of Services or Other Comprehensive Income and Expenditure. However, changes in interest payable and receivable on variable rate borrowings and investments will be posted to the Surplus or Deficit on the Provision of Services and affect the General Fund Balance. Movements in the fair value of fixed rate investments that have quoted market price will be reflected in Other Comprehensive Income and Expenditure.

The Council has a number of strategies for managing interest rate risk. The Annual Treasury Management Strategy draws together the Council's prudential and treasury indicators and its planned treasury operations, including an expectation of interest rate movements. From this Strategy a treasury indicator is set which provides maximum limits for fixed and variable interest rate exposure. The finance department monitor market and forecast interest rates within the year to adjust exposures appropriately. For instance during periods of falling interest rates, and where economic circumstances make it favourable, fixed rate investments may be taken for longer periods to secure better long term returns, similarly the drawing of longer term fixed rates borrowing would be postponed.

If all interest rates had been 1% higher (with all other variables held constant) the financial effect would be:

	£000
Increase in interest payable on variable rate borrowings	-
Increase in interest receivable on variable rate investments	(378)
Impact on Surplus or Deficit on the Provision of Services	(378)
Decrease in fair value of fixed rate investment assets	-
Impact on Other Comprehensive Income and Expenditure	-
Increase in fair value of fixed rate borrowings liabilities (no impact on the Surplus or Deficit on the Provision of Services or Other Comprehensive Income and Expenditure)	(19,582)

The fair values for fixed assets have been calculated at carrying value as the instruments are held for less than 1 year and the difference in rates is not material.

The impact of a 1% fall in interest rates would be as above but with the movements being reversed.

Price Risk

The Council has not invested in any equity shares and therefore has no exposure to price risk.

Foreign Exchange Risk

The Council has no financial assets or liabilities denominated in foreign currencies and thus has no exposure to loss arising from movements in exchange rates.

47. Heritage Assets Five Year Summary of Transactions

There have been no acquisitions or disposals of the Council's heritage assets in the five year period ended 31 March 2020.

48. Heritage Assets - Further Information on the Collections

Museum

The Museum of Cannock Chase has a collection of artefacts in relation to local services, industrial and military history along with items relating to the history of toys. The total number of items on display or held in collections is approximately 20,000. The majority of artefacts are held in trust for public benefit.

The Museum operates within the terms required by Museum Accreditation. The Collections Management Policy for the Museum provides guidance on preservation and management of artefacts. The Museum also holds a manual governing control of documentation concerning artefacts.

Access to artefacts is available to items being on display during the Museum opening hours or by appointment with the Museum Collections Officer for items held in store.

Civic Regalia

The Council's Civic Regalia includes items such as civic chains and items in connection with civic duties. Items are held and governed under Council regulations and procedures governing all Council assets.

49. Trust Funds

The Council as at 31 March 2020 administers two Trust Funds on behalf of third parties which do not form part of the Council's Consolidated Balance Sheet.

The funds are:

- Benton's Trust**
 To provide a drinking trough for animals and improvements to the public conveniences in or near the Market Place, Cannock.
- Cannock Park Trust**
 Cannock Park is run by Cannock Chase Council as Trustees for the Cannock Park Trust. The land was placed in Trust in 1930 to be held by the Council for the purpose of providing a public recreation or pleasure ground for the use and benefit of the inhabitants of Cannock Chase Council. All revenue and income accruing from the land is used for the upkeep and maintenance of the land. Income is derived from the various sporting activities undertaken on the land. Expenditure by the Council on grounds maintenance and upkeep exceeds income. The Trust is registered with the Charity Commission.

	Income £	Expenditure £	Assets £	Liabilities £
2019/20				
Benton's Trust	(66)	-	(9,256)	-
Total	(66)	-	(9,256)	-

	Income £	Expenditure £	Assets £	Liabilities £
2018/19				
Benton's Trust	(46)	-	(9,190)	-
Total	(46)	-	(9,190)	-

50. Deferred Liabilities

This relates to transferred assets loan debt that was part of the Local Government Reorganisation involving the transfer of assets between Aldridge/Brownhills UDC and Cannock Chase Council. The debt is administered by Walsall MBC with loans outstanding as at 31 March 2020 of £20,966 (£30,742 as at 31 March 2019).

2018/19		2019/20
£000		£000
<u>22</u>	Principal and Interest - OLA's	<u>12</u>
<u>22</u>		<u>12</u>

51. Long Term Borrowing

Balance 31 March 2019 £000		Ranges Of Interest Rates Payable %	Balance 31 March 2020 £000
	Source Of Loan		
60,745	Public Works Loan Board	3.48 - 3.92	60,745
14,100	Public Works Loan Board	4.05 - 4.97	14,100
1,400	Public Works Loan Board	6	1,400
5,360	Public Works Loan Board	7.375 - 8	5,360
<u>81,605</u>			<u>81,605</u>
Balance 31 March 2019 £000			Balance 31 March 2020 £000
	Analysis of Loans by Maturity		
	- 1 to 2 years		-
	- 2 to 5 years		1,400
4,400	5 to 10 years		3,000
77,205	over 10 years		77,205
<u>81,605</u>			<u>81,605</u>

52. Events After The Balance Sheet Date

The Statement of Accounts was authorised for issue by the Deputy Managing Director on 25 June 2020. Events taking place after this date are not reflected in the financial statements or notes. Where events taking place before this date provided information about conditions existing at 31 March 2020, the figures in the financial statements and notes have been adjusted in all material respects to reflect the impact of this information.

HOUSING REVENUE ACCOUNT INCOME AND EXPENDITURE ACCOUNT

2018/19	Notes	2019/20
£000		£000
Income		
19,282 Dwelling rents (gross)		19,394
354 Non-dwelling rents (gross)		357
138 Charges for Service & Facilities		125
235 Contributions towards Expenditure		275
20,009		20,151
Expenditure		
4,815 Repairs and Maintenance		5,122
2,708 Supervision and Management-General		2,838
979 Supervision and Management-Specific		896
14 Rents, rates, taxes and other charges		8
9,838 Depreciation and Impairment of non current assets	4	6,578
18,354		15,442
Net Cost of HRA Services as included in the Comprehensive Income and Expenditure Statement.		
682 HRA share of Corporate and Democratic Core		712
(973)		(3,997)
HRA share of the operating income and expenditure included in the Comprehensive Income and Expenditure Statement		
(316) (Gain) / Loss on sale of HRA non current assets		(640)
557 Pooling of Capital Receipts		523
3,230 Interest payable and similar charges		3,214
15 Expected Credit Loss Allowance		78
(395) Capital Grants and Contributions Receivable		(145)
2,118		(967)

STATEMENT OF MOVEMENT ON THE HOUSING REVENUE ACCOUNT BALANCE

2018/19	Notes	2019/20
£000		£000
2,118		(967)
HRA Income and Expenditure (Surplus) / Deficit		
316 Gain / (Loss) on sale of HRA Non current assets		640
(557) Pooling of Capital Receipts		(523)
395 Reversal of Capital Grants & Contributions receivable		145
3,151 Transfer to Reserves		3,220
(9,838) Reversal of Depreciation / Impairment Charge		(6,578)
3,823 Transfer to / from Major Repairs Reserve		3,896
20 HRA Principal		10
(116) Pension Adjustment		(141)
2 Holiday Pay Adjustment		11
693 Capital Expenditure funded by the HRA		-
159 General Fund Recharges		197
166		(90)
(Surplus) / Deficit for the year on HRA Services		
1,739		1,573
Balance Brought Forward		
1,573		1,663
Balance Carried Forward		

NOTES TO THE HOUSING FINANCIAL STATEMENTS

1. HRA Account

Housing Revenue Account Income and Expenditure Statement reflects a statutory obligation to account separately for local authority housing provision. Income and Expenditure on Council housing is 'ring fenced' within the HRA. The statement shows the economic cost in the year of providing housing services in accordance with generally accepted accounting practices, rather than the amount to be funded from rents and government grants. Authorities charge rents to cover expenditure in accordance with regulations, this may be different from the accounting cost. The increase or decrease in the year, on the basis of which rents are raised, is shown in the Movement on the HRA statement.

The specific requirements for notes to the HRA financial statements are derived from the HRA (Accounting Practices) Directions 2011.

2. Housing Stock

(i) Council Dwellings Analysis

As at 31 March 2020 the Council was responsible for 5,115 Council dwellings analysed as follows:

Dwelling Type	Stock as at 1 April 2019	Increase/ Decrease	Stock as at 31 March 2020
Flats			
1 Bedroom	808	(4)	804
2 Bedroom	242	1	243
3 Bedroom	5	6	11
4 Bedroom	1	-	1
Total	1,056	3	1,059
Houses & Bungalows			
1 Bedroom	1,279	(4)	1,275
2 Bedroom	1,217	(9)	1,208
3 Bedroom	1,531	(19)	1,512
4+ Bedroom	63	(2)	61
Total	4,090	(34)	4,056
Total HRA Dwellings	5,146	(31)	5,115

(ii) Valuation of Housing Property, Plant & Equipment

Net Book Value 31 March 2019 £000	Net Book Value 31 March 2020 £000
179,219 Council Dwellings	192,849
9,561 Other Land & Buildings	9,831
252 Vehicles, Plant & Equipment	357
1,532 Assets under construction	178
142 Intangibles	47
190,706	203,262

The vacant possession value of dwellings within the Housing Revenue Account as at 1 April 2019 was £441,256,350 and as at 31 March 2020 was £476,026,000. The vacant possession value and balance sheet value of dwellings within the Housing Revenue Account show the economic cost to Government of providing council housing at less than open market rents.

3. Rent Arrears

Arrears at 31 March 2020 were £0.793 million (31 March 2019 £0.773 million).

31 March 2019 £000		31 March 2020 £000
227	Tenants Arrears - Current	291
<u>546</u>	Tenants Arrears - Former	<u>502</u>
<u>773</u>	Total Arrears	<u>793</u>

The provision for bad debts as at 31 March 2020 is £0.623 million (31 March 2019 £0.630m).

4. Depreciation and Impairment Charges

(i) Depreciation

2018/19 £000		2019/20 £000
2,548	Dwellings	2,648
981	Other Operational Assets	1,029
187	Plant and Equipment	125
<u>107</u>	Intangible Assets	<u>95</u>
<u>3,823</u>		<u>3,897</u>

(ii) Impairment Charges

2018/19 £000		2019/20 £000
*	6,015 Impairment	2,681 *
<u>6,015</u>		<u>2,681</u>

* This figure is included within the Revaluation increase/(decrease) figure of (£3,242) shown in note 16.

Impairment charges are made in relation to the treatment of stock held for demolition or disposal at reduced value. In accordance with Central Government Policy the Housing properties were valued on a 'Beacon Property' basis. This is where sample properties of differing size and from different locations are valued and these values are then applied to the remaining housing stock. Built into beacon valuation is an element for impairment in recognition that at any one time the total of the housing stock cannot be maintained to the highest state of repair.

The valuation of dwellings is derived by taking the cost of buying a vacant dwelling of similar type, and applying an adjustment factor according to the type of tenancy and regional factors to reflect the fact that the property is used as social housing. Revised guidance now reduces or adjusts valuations for the West Midlands area to 40% of their gross value.

5. Capital

(i) Summary of Capital Expenditure

2018/19 £000		2019/20 £000
	Expenditure	
6,349	On Housing Properties	2,447
-	On Housing Vehicles	230
<u>6,349</u>		<u>2,677</u>
	Financing	
2,571	Borrowing	-
405	Usable Capital Receipts	712
693	Revenue Contributions to Capital	-
2,273	Major Repairs Reserve	1,820
407	Grants and other contributions	145
<u>6,349</u>		<u>2,677</u>
	- Increase in underlying borrowing	-

(ii) Major Repairs Reserve

As part of the introduction of resource accounting to the Housing Revenue Account the Government introduced a new funding mechanism called the Major Repairs Allowance. Local authorities have the flexibility to spend the resource outside the financial year in which they are allocated, enabling more efficient planning of works.

	£000
Balance at 1 April 2019	2,433
Transfer to Major Repairs Reserve	3,896
Financing of Capital spend	(1,820)
Balance at 31 March 2020	<u>4,509</u>

COLLECTION FUND INCOME AND EXPENDITURE ACCOUNT

The Collection Fund (England) is an agent's statement that reflects the statutory obligation for billing authorities to maintain a separate Collection Fund. This statement shows the transactions of the billing authority in relation to the collection from taxpayers and distribution to local authorities and the Government of Council Tax and Non Domestic Rates.

The Council has a statutory requirement to operate a Collection Fund as a separate account to the General Fund. The purpose of the Collection Fund therefore, is to isolate the income and expenditure relating to Council Tax and National Non Domestic Rates. The administrative costs associated with the collection process are charged to the General Fund.

Collection Fund (surpluses) / deficits for Council Tax declared by the billing authority (15 January in each year) are apportioned to the relevant precepting authorities in the subsequent financial year. The major precepting authorities are Staffordshire County Council, Office of the Police and Crime Commissioner Staffordshire, Staffordshire Commissioner Fire & Rescue Service, (formerly Stoke-on-Trent and Staffordshire Fire and Rescue Authority).

In 2013/2014 the local government finance regime was revised with the introduction of the Business Rates Retention (50%) Scheme. Business Rates now forms part of the funding of local authorities whereby the income is shared between the Government/County Council/Fire Authority and the District Council. Stafford Borough are set a predetermined overall level of Business Rates income and retain 40% of that figure; any growth above that level is then subject to a 50% levy that is paid to the Staffordshire and Stoke-on-Trent Business Rates Pool. In 2019/20 the Council participated in a 75% pilot as part of the above pool whereby 75% of business rates (as compared to 50% under previous regimes) was retained in Staffordshire. The additional income being distributed in accordance with the governance arrangements for the pilot. Surpluses and deficits declared by the billing authority on 30 January each year are apportioned to the precepting bodies in the subsequent financial year.

The national code of practice followed by Local Authorities in England stipulates that a Collection Fund Income and Expenditure Account is included in the Council's accounts. The Collection Fund Balance Sheet is incorporated into the Council's consolidated Balance Sheet.

2018/19	Business Rates £000	2019/20 Council Tax £000	Total £000
Total			
£000			
Income			
49,428 Council Tax Receivable	-	52,314	52,314
33,561 Business Rates Receivable	29,935	-	29,935
82,989 Total Income	29,935	52,314	82,249
Expenditure			
Precepts and Demands			
37,219 Staffordshire County Council	11,013	35,984	46,997
18,685 Cannock Chase District Council	12,956	6,268	19,224
682 Parishes	-	688	688
2,404 Staffordshire Commissioner Fire & Rescue Service	324	2,187	2,511
5,468 Office of the Police and Crime Commissioner Staffordshire	-	6,253	6,253
15,798 Payments to Central Government	8,098	-	8,098
80,256	32,391	51,380	83,771
Charges to Collection Fund			
545 Write offs of uncollectable amounts	176	158	334
124 Increase / (reduction) in bad debts provision	3	475	478
381 Transitional Protection Payments Payable	(201)	-	(201)
2,410 Increase / (reduction) in provision for appeals	(2,809)	-	(2,809)
133 Costs of Collection	136	-	136
397 Distribution of previous years Collection Fund Surplus / (Deficit)	364	468	832
84,246 Total Expenditure	30,060	52,481	82,541
1,257 (Surplus)/Deficit for Year	125	167	292
Movement of Collection Fund Balances			
(2,278) Balance brought Forward	129	(1,150)	(1,021)
1,257 Add (Surplus)/Deficit for the Year	125	167	292
(1,021) Balance Carried Forward	254	(983)	(729)

NOTES TO THE COLLECTION FUND INCOME AND EXPENDITURE ACCOUNT

1. Council Tax Base and Council Tax Levels

Council Tax income is derived from charges made to taxpayers according to the value of residential properties. Charges are levied in accordance with the valuation band assigned to a property.

The calculation of the Council Tax chargeable in any year is obtained by dividing the total of the precepts and the demands made on the fund by the Council's Tax Base, which represents the total equivalent number of Band D properties as adjusted for discounts and an estimated collection rate of 98.625%. The following shows how the tax base for the year was calculated and the amount of tax chargeable for the year.

Council Tax Base 2019/20

Band	Number of Properties (adj for discounts)	Ratio	Band D Equivalent
A Disabled	46.51	5/9	25.84
A	12,008.04	6/9	8,005.36
B	12,365.25	7/9	9,617.42
C	7,565.75	8/9	6,725.11
D	4,740.50	1	4,740.50
E	1,750.50	11/9	2,139.50
F	588.50	13/9	850.05
G	252.25	15/9	420.42
H	8.50	2	17.00
	39,325.80		32,541.20
	Other Adjustments and Discounts		(3,666.74)
			28,874.46

The actual tax base for 2019/2020 was 29,399.35 an increase of 524.89 (1.8%)

2. Council Tax Chargeable for a Band D Property

2018/19 Council Tax £	2019/20 Precept £000	2019/20 Council Tax £
1,210.52 Staffordshire County Council	35,984	1,246.23
212.94 Cannock Chase District Council	6,268	217.09
24.00 Parish Council (Average)	688	23.81
192.56 Office of the Police and Crime Commissioner - Staffordshire	2,187	216.56
73.53 Staffordshire Commissioner Fire & Rescue Service	6,253	75.73
1,713.55 Total	51,380	1,779.42

Individual amounts chargeable are derived from the above according to property banding and individual Parish Demands.

3. Non-Domestic Rates (NDR)

The Council is responsible for the collection of Non-Domestic Rates from businesses in its area.

The rates payable, subject to reliefs and reductions, are calculated on the basis of Rateable Value of individual properties (provided by the Valuation Office Agency) multiplied by a specified rate as determined by Central Government. The specified rate for 2019/20 was 50.4p (2018/19 49.3p).

The total non-domestic rateable value at 31 March 2020 was £84.985 million (£83.927 million at 31 March 2019).

In addition to the local management of business rates, authorities are expected to finance appeals made in respect of rateable values as defined by the VOA and hence business rates outstanding as at 31 March 2020. As such, authorities are required to make a provision for these amounts. Appeals are charged and provided for in proportion to the precepting shares.

4. The Fund Balance

The movement in the Council Tax Collection Fund Balance is summarised as follows:

Fund Balance 31 March 2019 £000		(Surplus)/ Deficit in year (Net Position) £000	Fund Balance 31 March 2020 £000
(155)	Cannock Chase District Council	22	(133)
(802)	Staffordshire County Council	114	(688)
(145)	Office of the Police and Crime Commissioner - Staffordshire	25	(120)
(48)	Staffordshire Commissioner Fire & Rescue Service	6	(42)
<u>(1,150)</u>		<u>167</u>	<u>(983)</u>

The movement in the Business Rates Collection Fund Balance is summarised as follows:

Fund Balance 31 March 2019 £000		(Surplus)/ Deficit in year (Net Position) £000	Fund Balance 31 March 2020 £000
51	Cannock Chase District Council	50	101
12	Staffordshire County Council	(49)	(37)
65	Central Government	122	187
1	Staffordshire Commissioner Fire & Rescue Service	2	3
<u>129</u>		<u>125</u>	<u>254</u>

The deficit for the year includes a distribution of the estimated surplus of £0.364 million as at 15 January 2020 position.

5. Precepts and Demands on the Collection Fund

The following authorities have made a Precept / Demand on the Collection Fund:

2018/19 Precept/ Demand for year plus share of surplus Council Tax £000		2019/20		
		Precept/ Demand for Year £000	Plus Share of Surplus £000	Total Paid in year £000
6,145	Cannock Chase District Council	6,268	65	6,333
682	Parishes	688	-	688
34,862	Staffordshire County Council	35,984	331	36,315
5,546	Office of the Police and Crime Commissioner - Staffordshire	6,253	52	6,305
2,119	Staffordshire Commissioner Fire & Rescue Service	2,187	20	2,207
<u>49,354</u>		<u>51,380</u>	<u>468</u>	<u>51,848</u>

The following authorities have made a demand on the Collection Fund for Business Rates (the Demand is determined in accordance with regulations) and reflects the estimate outturn reported to Government and other precepting bodies in the NNDR1 return and the designated percentage share:

2018/19 Precept/ Demand for Year Business Rates £000		2019/20 Precept/ Demand for Year £000
12,639	Stafford Borough Council (40%)	12,956
2,844	Staffordshire County Council (9% 18-19) (34% 19-20)	11,013
15,798	Central Government (50% 18-19) (25% 19-20)	8,098
316	Staffordshire Commissioner Fire & Rescue Service (1%)	324
31,597		32,391

The precept percentages are different for 2019/20 as shown in the table above reflecting participation in 75% business rates pilot for 2019/20.

The precept demand for the year includes the distribution of the surplus recorded in NNDR1 of £0.364 million in accordance with statutory requirements.

The amount in relation to Cannock Chase District Council forms part of the General Fund accounts and is subject to the Tariffs and Levy arrangements of the Business Rates Funding Regime.

6. Provision for Appeals

As at 31 March 2020 the estimated value of appeals provision against Rateable Value amounts to £4.803 million. The provision is split into two periods covering 1 April 2010 to 31 March 2017 £2.273 million for the 2010 List and a period covering 1 April 2017 to 31 March 2020 £2.530 million for the 2017 List.

GLOSSARY OF FINANCIAL TERMS

For the purpose of the Statement of Accounts and the interpretation of CIPFA's Code of Practice, where appropriate, the following definitions have been adopted.

Accounting Concepts

The fundamental accounting principles that are applied to ensure that the Statement of Accounts 'present fairly' the financial performance and position of the local authority.

Accounting Policies

Accounting policies and estimation techniques are the principles, bases, conventions, rules and practices applied by the Council that specify how the effects of transactions and other events are to be reflected in its financial statements. An accounting policy, for example, will specify the estimation basis for accruals where there is uncertainty over the amount.

Accruals

The concept that items of income and expenditure are recognised as they are earned or incurred, not as money is received or paid.

Agent

This is where the Council when providing a service is acting as an intermediary which is not part of the Councils core business.

Balance Sheet

This shows a summary of the overall financial position of the Council at the end of the financial year.

Balances

The total level of funds an authority has accumulated over the years available to support the revenue expenditure within the year.

Business Rates

The level of business rates income eligible for pooling under the business rates retention funding regime.

Capital Adjustment Account

This reflects the difference between the cost of property, plant and equipment consumed and the capital financing set aside to pay for them.

Capital Charges

Charges to service revenue accounts to reflect the cost of property, plant and equipment used in the provision of services.

Capital Expenditure

Expenditure on the acquisition of assets or expenditure, which adds to and does not merely maintain existing assets.

Capital Receipts Reserve

Income received from the sale of capital assets a specified proportion of which may be used to finance new capital expenditure. The balance is set aside in the form of a provision to meet credit liabilities.

Carrying Amount

This is the amount at which an asset is recognised on the balance sheet after deducting any accumulated depreciation and impairment.

Cash Equivalents

Short term highly liquid investments that are convertible into cash within 24 hours and are subject to insignificant risk of changes in value. Cash equivalents are investments that mature in three months or less from the date of acquisition and that are readily convertible to known amounts of cash with insignificant risk of change in value.

CIPFA

The Chartered Institute of Public Finance and Accountancy (CIPFA) is one of the leading accountancy bodies in the United Kingdom and specialises in public services.

Code of Practice

This is the Statement of Recommended Practice which was the framework for published accounts to 31 March 2020.

Collection Fund

A fund accounting for Council Tax and Non-Domestic Rates received by the Council and the payments which are made from the fund including precepts to other authorities, the Council's own demand and payments to the NNDR pool.

Collection Fund Adjustment Account

This account represents the Council's share of deficit on the Collection Fund and absorbs timing differences in distribution of surplus / deficits between statutory requirements and full accruals accounting.

Community Assets

Assets which the Council intends to hold in perpetuity, that have no determinable useful life, and that may have restrictions on their disposal. Examples of community assets are parks and historic buildings.

Commuted Sums

Monies which are given to the Council as part of the section 106 agreements for planning towards the maintenance of the are for a number of years.

Consistency

The concept that the accounting treatment of like items within an accounting period and from one period to the next is the same.

Corporate and Democratic Core

The corporate and democratic core comprises all activities which local authorities engage in specifically because they are elected, multi-purpose authorities. The cost of these activities are thus over and above those which would have been incurred by a series of independent, single purpose, nominated bodies managing the same services.

Current Service Cost

The increase in the present value of a defined benefit pension scheme's liabilities expected to arise from employee service in the current period.

Curtailement

For a defined benefit pension scheme, an event that reduces the expected years of future service of present employees or reduces for a number of employees the accrual of defined benefits for some or all of their future service. Curtailments include:

- termination of employees' services earlier than expected
- termination of, or amendment to the terms of, a defined benefit scheme so that some or all future service by current employees will no longer qualify for benefits or will qualify only for reduced benefits.

Creditors

Amounts owed by the Council for goods and services, where payments have not been made at the end of the financial year.

Debtors

Amounts owed to the Council for goods and services, where the income has not been received at the end of the financial year.

Deferred Credits

These consist of deferred capital receipts, which are amounts derived from the sales of assets which will be received in instalments over agreed periods of time.

Defined Benefit Pension Scheme

A pension or other retirement benefit scheme other than a defined contribution scheme. Usually, the scheme rules define the benefits independently of the contributions payable, and the benefits are not directly related to the investments of the scheme.

Depreciable Replacement Cost (DRC)

This is a method of valuation which provides the current cost of replacing an asset with its modern equivalent asset less deductions for all physical deterioration and all relevant forms of obsolescence.

Depreciation

The measure of the cost or revalued amount of the benefits of the fixed asset that have been consumed during the period. Consumption includes wearing out, using up or other reduction in the useful life of a fixed asset whether arising from use, effluxion of time or obsolescence through either changes in technology or demand for the goods and services produced by the asset.

Discontinued Operations

Operations comprise services and divisions of service as defined in CIPFA's Standard Classification of Income and Expenditure. An operation should be classified as discontinued if all of the following conditions are met:

- the termination of the operation is completed either in the period or before the earlier of three months after the commencement of the subsequent period and the date on which the financial statements are approved;
- the activities related to the operation have ceased permanently;
- the termination of the operation has a material effect on the nature and focus of the local authority's operations and represents a material reduction in its provision of local services resulting either from its withdrawal from a particular activity (whether a service or division of service or its provision in a specific geographical area) or from a material reduction in net expenditure in the local authority's continuing operations;
- the assets, liabilities, income and expenditure of operations and activities are clearly distinguishable physically, operationally and for financial reporting purposes. Operations not satisfying these conditions are classified as continuing.
- activities are discontinued where they cease completely and are not simply transferred to another part of the public sector.

Emoluments

All sums paid to or receivable by an employee and sums due by way of expenses allowances (as far as those sums are chargeable to UK income tax) and the money value of any other benefits received other than in cash. Pension contributions payable by either employer or employee are excluded.

Expected Rate of Return on Pension Assets

For a funded defined benefit pension scheme, the average rate of return, including both income and changes in fair value but net of scheme expenses, expected over the remaining life of the related obligation on the actual assets held by the scheme.

Fair Value

The price that would be received to sell an asset or paid to transfer a liability in an orderly transaction between market participants at the measurement date.

Fees and Charges

Income arising from the provision of services.

Finance Lease

A lease that transfers substantially all of the risks and rewards of ownership of a fixed asset to the lessee from the lessor. Such a transfer of risks and rewards may be presumed to occur if at the inception of the lease the present value of the minimum lease payments, including any initial payment, amounts to substantially all of the fair value of the leased asset.

Financial Instruments

A financial instrument is any contract that gives rise to a financial asset of one entity and a financial liability or equity instrument of another. The term includes trade receivables and payables, borrowings, financial guarantees, bank deposits, investments, swaps, forwards and options, debt instruments with embedded swaps or embedded options.

Financial Reporting Standards (FRS)

Statements prepared by the Accounting Standards Committee. Many of the Financial Reporting Standards (FRS) and the earlier Statements of Standard Accounting Practice (SSAP) apply to local authorities and any departure from these must be disclosed in the published accounts.

Financial Year

Period of time to which a Statement of Accounts relates. The financial year of the Council runs from 1st April to 31st March.

GAAP

GAAP (Generally Accepted Accounting Principles), is the standard framework of guidelines for financial accounting. It includes standards, conventions and rules accountants follow in recording and summarising transactions, and in the preparation of financial statements.

General Fund

The total services of the Council except for the Housing Revenue Account and the Collection Fund, the net cost of which is met by Council Tax, Government Grants and NNDR.

Government Grants

Assistance by government and inter-government agencies and similar bodies, whether local, national or international, in the form of cash or transfer of assets to a local authority in return for past or future compliance with certain conditions relating to the activities of the local authority.

Heritage assets

These are assets held by the Council principally for their contribution to knowledge and culture, it does not relate to assets used in the delivery of services.

Housing Revenue Account (HRA)

A separate account that details the expenditure and income arising from the provision of council housing.

HRA Subsidy

Grant paid by Central Government to support the provision of rented housing.

Impairment

A reduction in the value of a fixed asset below its carrying amount on the balance sheet.

Income and Expenditure Account

The Income and Expenditure account combines the income and expenditure relating to all the Council's functions including the General Fund and the Collection Fund. It is structured on the basis of the private sector and thereby excludes calculations done due to statutory and non statutory practices e.g. gains and losses on the sale of losses on the sale of property, plant and equipment and statutory provision for the repayment of debt.

Infrastructure Assets

These are non-transferable assets, expenditure on which is recoverable only by continued use of the asset created. Examples of such assets are bus stations and car parks.

Intangible Assets

Intangible assets are those assets whereby access to the future economic benefits that it represents is controlled by the reporting entity, either through custody or legal protection. Examples include development expenditure and goodwill.

Infrastructure Assets

Property, plant and equipment that are inalienable, expenditure on which is recoverable only by continued use of the asset created. Examples of infrastructure are highways and footpaths.

Interest Cost

For a defined benefit pension scheme, the expected increase during the period in the present value of the scheme liabilities because the benefits are one period closer to settlement.

Investment Properties

Interest in land and/or buildings:

- in respect of which construction work and development have been completed and
- is held for its investment potential, any rental income being negotiated at arms length

Investments

A long-term investment is an investment that is intended to be held for use on a continuing basis in the activities of the Council. Investments should be classified only where an intention to hold the investment for the long term can clearly be demonstrated or where there are restrictions as to the investor's ability to dispose of the investment. Investments which do not meet the above criteria should be qualified as current assets.

Leasing

Method of financing the provision of various capital assets, usually in the form of an operating lease, which do not provide for the title to the asset to pass to the Council.

Liabilities

Amounts due to individuals or organisations which will have to be paid at some time in the future. Current liabilities are usually payable within one year of the balance sheet date.

Liquid Resources

Current investments that are readily disposable by the Council without disrupting its business and are readily convertible to cash.

Materiality

An item is material if its omission, non-disclosure or misstatement in financial statements could be expected to lead to a distortion of the view given by the financial statements.

Major Repairs Allowance

This is part of the Housing Subsidy calculation which provides a capital grant for Housing Revenue Account properties. It is used to match the depreciation charge on Housing Revenue Account dwellings.

Minimum Revenue Provision (MRP)

The minimum amount which must be charged to the Council's revenue accounts each year and set aside as a provision to meet the Council's credit liabilities.

National Non-Domestic Rate (NDR)

Amounts payable to local authorities from non-domestic properties. The rate poundage is set nationally and amounts collected by local authorities are subject to arrangements as determined under the business rates retention scheme.

Net Book Value

Amount at which property, plant and equipment is included in the balance sheet, i.e. their historical cost or current value less the cumulative amounts provided for depreciation.

Net Current Replacement Cost

Cost of replacing or recreating the particular asset in its existing condition and in its existing use, i.e. the cost of its replacement or of the nearest equivalent asset, adjusted to reflect the current condition of the existing asset.

Net Debt

The Council's borrowings less cash and liquid resources. Where cash and liquid resources exceed borrowings, reference should be to net funds rather than net debt.

Net Realisable Value

Open market value of the asset in its existing use (or open market value in the case of non-operational assets), less the expenses to be incurred in realising the asset.

Non Distributed Costs

These are overheads that are not apportioned to services to accord with CIPFA's Best Value Accounting Code of Practice.

Non-Operational Assets

Property, plant and equipment held by a local authority but not directly occupied, used or consumed in the delivery of service. Examples of non-operational assets are investment properties and assets that are surplus to requirements, pending sale or redevelopment.

Operating Leases

A lease other than a finance lease.

Operational Assets

Property, plant and equipment held and occupied, used or consumed by the local authority in the direct delivery of those services for which it has either a statutory or discretionary responsibility.

Past Service Cost

For a defined benefit pension scheme, the increase in the present value of the scheme liabilities related to employee service in prior periods arising in the current period as a result of the introduction of, or improvement to, retirement benefits.

Post Balance Sheet Events

Events, both favourable and unfavourable, which occur between the balance sheet date and the date on which the Statement of Accounts is signed by the responsible financial officer.

Precept

Demands made upon the collection fund by other authorities (Staffordshire County, Police and Fire Authorities) for the services that they provide.

Principal

This is when the council is providing a service as part of its own core business.

Prior Year Adjustments

Those material adjustments applicable to prior years arising from changes in accounting policies or from the correction of fundamental errors. They do not include normal recurring conditions or adjustments of accounting estimates made in prior years.

Property, plant and equipment

Tangible assets that yield benefits to the local authority and the services it provides for a period of more than one year.

Provisions

Amounts set aside to meet liabilities or losses which are likely to be incurred but where the amount remains uncertain.

Prudence

The concept that revenue is not anticipated but is recognised only when realised in the form either of cash or of other assets, the ultimate cash realisation of which can be assessed with reasonable certainty.

Public Works Loan Board (PWLB)

Central Government Agency which lends money to local authorities usually at interest rates which are more favourable than those found elsewhere.

RCCO (Revenue Contribution to Capital Outlay)

This is where funding is provided from the revenue account to support capital expenditure.

Related Party

Two or more parties are related where one party has control or is able to influence the financial or operational policies of another.

Reserves

Sums set aside to meet future expenditure for specific purposes.

Revaluation Reserve

This is used to record the net gain from revaluations made after 1 April 2007.

Revenue Expenditure

Expenditure on the day-to-day running of the Council, including employee costs, running expenses and capital financing costs.

Revenue Expenditure Funded from Capital Under Statute (Formerly Deferred Charges)

Expenditure that is not capital in accordance with generally accepted accounting principles but which statute allows to be funded from capital resources.

Revenue Support Grant (RSG)

Grant paid to local authorities by Central Government to help finance its general expenditure. It is determined under the SSA system.

Section 106

Planning agreement between the Council and a Developer which requires them to provide specific funding as a result of development in the area (i.e. new homes).

Scheme Liabilities

The liabilities of a defined benefit pension scheme for outgoings due after the valuation date. Scheme liabilities measured using the projected unit method reflect the benefits that the employer is committed to provide for service up to the valuation date.

Settlement

An irrevocable action that relieves the employer (or the defined benefit pension scheme) of the primary responsibility for a pension obligation and eliminates significant risks relating to the obligation and the assets used to effect the settlement. Settlements include:

- a lump-sum cash payment to scheme members in exchange for their rights to receive specified pension benefits;
- the purchase of an irrevocable annuity contract sufficient to cover vested benefits; and
- the transfer of scheme assets and liabilities relating to a group of employees leaving the scheme.

Stocks

The amount of unused or unconsumed stocks held in expectation of future use. When use will not arise until a later period, it is appropriate to carry forward the amount to be matched to the use or consumption when it arises.

Termination Benefits

These are employee benefits payable as a result of either an entity's decision to terminate an employee's employment before the normal retirement date or an employee's decision to accept voluntary redundancy in exchange for those benefits.

Useful Life

Period over which the local authority will derive benefits from the use of property, plant and equipment.

Report of:	Head of Finance
Contact Officer:	Bob Kean
Telephone No:	01543 464 334
Portfolio Leader:	Leader of the Council
Key Decision:	No
Report Track:	Council: 25/11/20 Audit & Gov Cttee: 30/11/20

Audit & Governance Committee
30 November 2020
Annual Treasury Management Report 2019/20

1 Purpose of Report

- 1.1 To update Members on treasury management activity and performance during the 2019/20 financial year.

2 Recommendations

- 2.1 To note the annual treasury management report for 2019/20;
- 2.2 To approve the actual 2019/20 prudential and treasury indicators set out in **Appendix 1**.

3 Key Issues and Reasons for Recommendation

- 3.1 Treasury management activity and performance during the 2019/20 financial year.

4 Relationship to Corporate Priorities

- 4.1 Treasury management and investment activity link in with all of the Council's priorities and spending plans.

5 Report Detail

Background

- 5.1 This Council is required by regulations issued under the Local Government Act 2003 to produce an annual treasury management review of activities and the actual prudential and treasury indicators for 2018/19. This report meets the

requirements of both the CIPFA Code of Practice on Treasury Management, (the Code), and the CIPFA Prudential Code for Capital Finance in Local Authorities, (the Prudential Code).

- 5.2 During 2019/20 the minimum reporting requirements were that the full Council should receive the following reports:
- an annual treasury strategy in advance of the year
 - a mid-year (minimum) treasury update report
 - an annual review following the end of the year describing the activity compared to the strategy (this report)
- 5.3 The regulatory environment places responsibility on members for the review and scrutiny of treasury management policy and activities. This report is, therefore, important in that respect, as it provides details of the outturn position for treasury activities and highlights compliance with the Council's policies previously approved by members.
- 5.4 The submission of the above reports to the Audit and Governance Committee, to give prior scrutiny before they were reported to the full Council, ensures that this Council complies with the codes requirement. Training has been undertaken by members of the Audit and Governance Committee and further training will be arranged as required.

The Council's Capital Expenditure and Financing

- 5.5 The Council undertakes capital expenditure on long-term assets. These activities may either be:
- Financed immediately through the application of capital or revenue resources (capital receipts, capital grants, revenue contributions etc.), which has no resultant impact on the Council's borrowing need; or
 - If insufficient financing is available, or a decision is taken not to apply resources, the capital expenditure will give rise to a borrowing need.
- 5.6 The actual capital expenditure forms one of the required prudential indicators. This is detailed in Appendix 1.

The Council's Overall Borrowing Need

- 5.7 The Council's underlying need to borrow to finance capital expenditure is termed the Capital Financing Requirement (CFR).
- 5.8 **Gross borrowing and the CFR** - in order to ensure that borrowing levels are prudent over the medium term and only for a capital purpose, the Council should ensure that its gross external borrowing does not, except in the short term, exceed the total of the capital financing requirement in the preceding year (2018/19) plus the estimates of any additional capital financing requirement for the current (2019/20) and next two financial years. This essentially means that the Council is not borrowing to support revenue expenditure. This indicator allowed the Council some flexibility to borrow in advance of its immediate capital

needs in 2019/20. The table in Appendix 1 highlights the Council’s gross borrowing position against the CFR. The Council has complied with this prudential indicator.

- 5.9 **The authorised limit** - the authorised limit is the “affordable borrowing limit” required by s3 of the Local Government Act 2003. Once this has been set, the Council does not have the power to borrow above this level. The table in Appendix 1 demonstrates that during 2019/20 the Council has maintained gross borrowing within its authorised limit.
- 5.10 **The operational boundary** – the operational boundary is the expected borrowing position of the Council during the year. Periods where the actual position is either below or over the boundary are acceptable subject to the authorised limit not being breached.
- 5.11 **Actual financing costs as a proportion of net revenue stream** - this indicator identifies the trend in the cost of capital, (borrowing and other long term obligation costs net of investment income), against the net revenue stream.

Treasury Position as at 31 March 2020

- 5.12 At the beginning and the end of 2019/20 the Council’s treasury, (excluding borrowing by PFI and finance leases), position was as follows:

TABLE 1	31 March 2019 Principal £'000	Rate/ Return	Average Life (yrs.)	31 March 2020 Principal £'000	Rate/ Return	Average Life (yrs.)
Total debt (PWLB)	81,605	3.89%	36.49	81,605	3.98%	35.56
CFR	93,453			92,088		
Over / (under) borrowing	(11,848)			(10,483)		
Total investments	27,000	0.66%	0.13	36,500	0.75%	0.05
Short term borrowing	0			0		
Net investments	27,000			36,500		
Net debt	54,605			45,105		

5.12.1 The table below sets out the maturity profile of the external debt held by the Council.

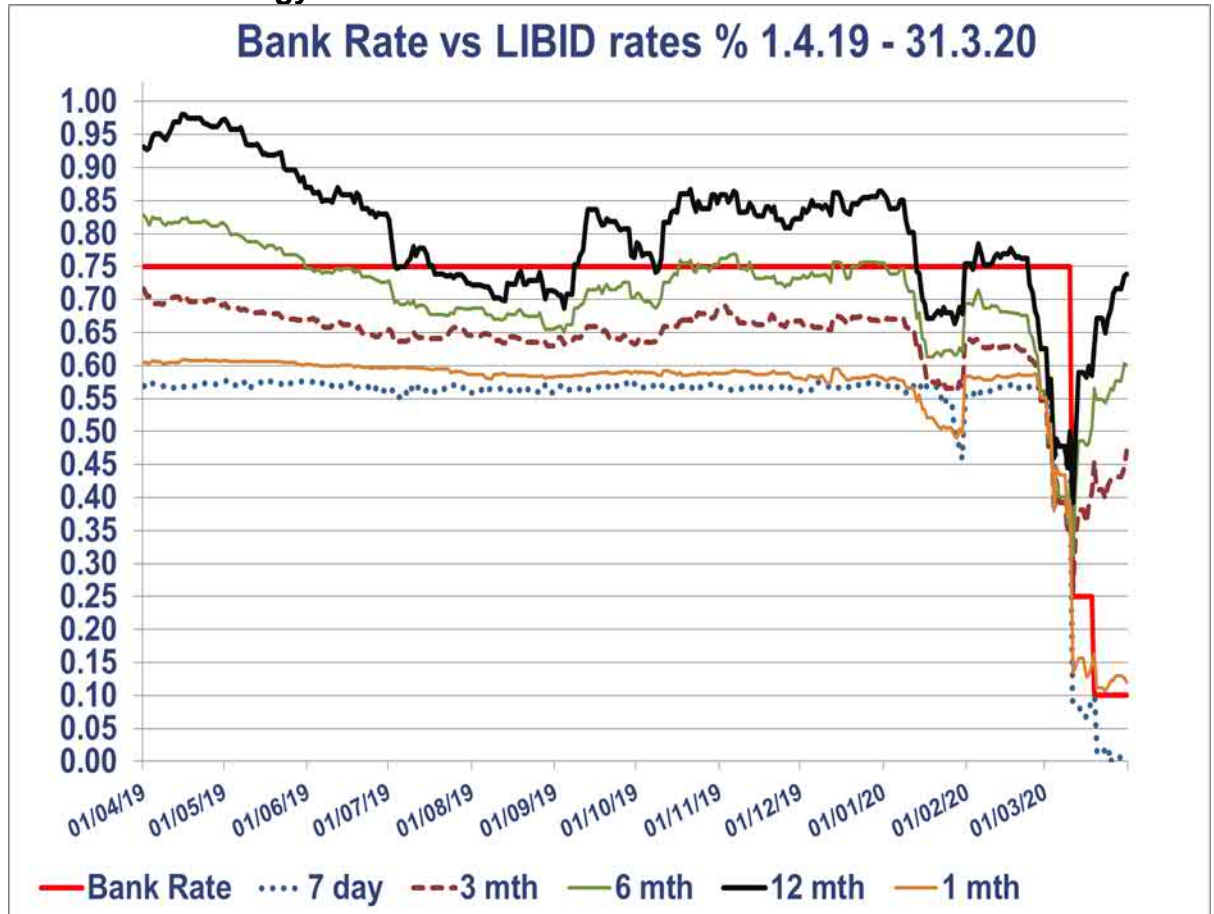
Debt Maturity Profile	31 March 2019 Actual	2019/20 original limits	31 March 2020 Actual
	£m	£m	£m
Under 12 months	0	0	0
12 months and within 24 months	0	0	0
24 months and within 5 years	0	0	1.4
5 years and within 10 years	4.4	4.4	3.0
10 years and within 20 years	12.60	12.60	12.60
20 years and within 30 years	0	0	
30 years and within 40 years	5.36	5.36	5.36
40 years and within 50 years	59.245	59.245	59.245
Total Debt	81.605	81.605	81.605

5.12.2 The following table sets out the Council's investments held at 31 March 2020:

Counterparty	Start Date	End Date	Value (£)	Rate %
Santander UK	180 Day Notice		3,500,000	1
Aberdeen GBP Liquidity Fund	Money Market Fund		6,000,000	0.46
Federated Prime Fund Class	Money Market Fund		6,000,000	0.54
Deutsche Bank	Money Market Fund		5,000,000	0.50
Invesco	Money Market Fund		6,000,000	0.54
Morgan Stanley	Money Market Fund		5,000,000	0.48
Handelsbanken	Call Account		5,000,000	0.55
			36,500,000	

5.13 All investments in the portfolio have a maturity of under 1 year.

Investment strategy and control of interest rate risk



5.14 Investment returns remained low during 2019/20. The expectation for interest rates within the treasury management strategy for 2019/20 was that Bank Rate would stay at 0.75% during 2019/20 as it was not expected that the MPC would be able to deliver on an increase in Bank Rate until the Brexit issue was finally settled. However, there was an expectation that Bank Rate would rise after that issue was settled, but would only rise to 1.0% during 2020.

5.15 Rising concerns over the possibility that the UK could leave the EU at the end of October 2019 caused longer term investment rates to be on a falling trend for most of April to September. They then rose after the end of October deadline was rejected by the Commons but fell back again in January before recovering again after the 31 January departure of the UK from the EU. When the coronavirus outbreak hit the UK in February/March, rates initially plunged but then rose sharply back up again due to a shortage of liquidity in financial markets. As longer term rates prior to the COVID pandemic were significantly higher than shorter term rates during the year, value was therefore sought by placing longer term investments where cash balances were sufficient to allow this.

5.16 While the Council has taken a cautious approach to investing, it is also fully appreciative of changes to regulatory requirements for financial institutions in terms of additional capital and liquidity that came about in the aftermath of the

financial crisis. These requirements have provided a far stronger basis for financial institutions, with annual stress tests by regulators evidencing how institutions are now far more able to cope with extreme stressed market and economic conditions.

- 5.17 Investment balances have been kept to a minimum through the agreed strategy of using reserves and balances to support internal borrowing, rather than borrowing externally from the financial markets. External borrowing would have incurred an additional cost, due to the differential between borrowing and investment rates as illustrated in the charts shown above and below. Such an approach has also provided benefits in terms of reducing the counterparty risk exposure, by having fewer investments placed in the financial markets.

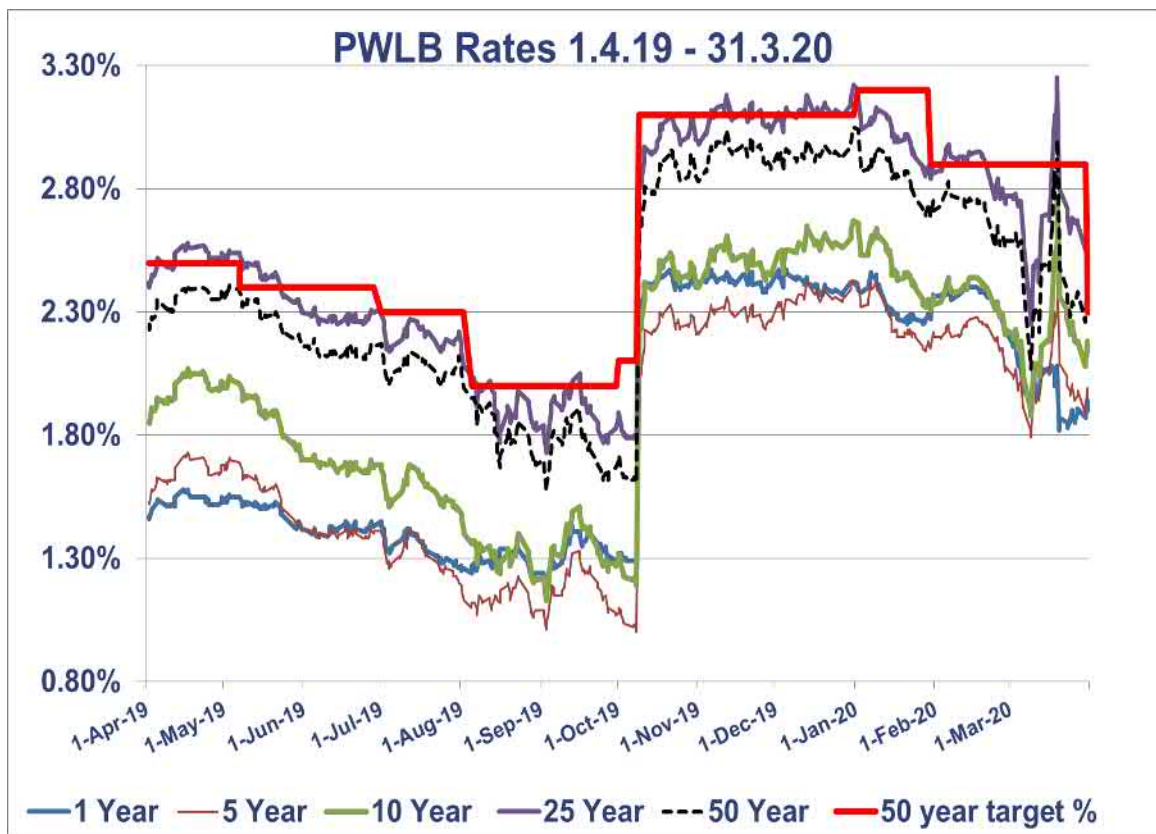
Borrowing strategy and control of interest rate risk

- 5.18 During 2019-20, the Council maintained an under-borrowed position. This meant that the capital borrowing need, (the Capital Financing Requirement), was not fully funded with loan debt, as cash supporting the Council's reserves, balances and cash flow was used as an interim measure. This strategy was prudent as investment returns were low and minimising counterparty risk on placing investments also needed to be considered.
- 5.19 A cost of carry remained during the year on any new long-term borrowing that was not immediately used to finance capital expenditure, as it would have caused a temporary increase in cash balances; this would have incurred a revenue cost – the difference between (higher) borrowing costs and (lower) investment returns.
- 5.20 The policy of avoiding new borrowing by running down spare cash balances, has served well over the last few years. However, this was kept under review to avoid incurring higher borrowing costs in the future when this authority may not be able to avoid new borrowing to finance capital expenditure and/or the refinancing of maturing debt.
- 5.21 Against this background and the risks within the economic forecast, caution was adopted with the treasury operations. The Deputy Managing Director therefore monitored interest rates in financial markets and adopted a pragmatic strategy based upon the following principles to manage interest rate risks:
- if it had been felt that there was a significant risk of a sharp FALL in long and short term rates, (e.g. due to a marked increase of risks around relapse into recession or of risks of deflation), then long term borrowings would have been postponed, and potential rescheduling from fixed rate funding into short term borrowing would have been considered.
 - if it had been felt that there was a significant risk of a much sharper RISE in long and short term rates than initially expected, perhaps arising from an acceleration in the start date and in the rate of increase in central rates in the USA and UK, an increase in world economic activity or a sudden increase in inflation risks, then the portfolio position would have been re-appraised.

Most likely, fixed rate funding would have been drawn whilst interest rates were lower than they were projected to be in the next few years.

5.22 Interest rate forecasts expected only gradual rises in medium and longer term fixed borrowing rates during 2019/20 and the two subsequent financial years. Variable, or short-term rates, were expected to be the cheaper form of borrowing over the period.

Link Asset Services Interest Rate View 31.1.20													
	Mar-20	Jun-20	Sep-20	Dec-20	Mar-21	Jun-21	Sep-21	Dec-21	Mar-22	Jun-21	Sep-21	Dec-21	Mar-22
Bank Rate View	0.75	0.75	0.75	0.75	0.75	1.00	1.00	1.00	1.00	1.25	1.25	1.25	1.25
3 Month LIBID	0.70	0.70	0.80	0.80	0.90	1.00	1.00	1.10	1.20	1.30	1.30	1.30	1.30
6 Month LIBID	0.80	0.80	0.90	1.00	1.00	1.10	1.20	1.30	1.40	1.50	1.50	1.50	1.50
12 Month LIBID	0.90	0.90	1.00	1.10	1.20	1.30	1.40	1.50	1.60	1.70	1.70	1.70	1.70
5yr PWLB Rate	2.30	2.30	2.40	2.40	2.50	2.60	2.70	2.80	2.50	2.60	2.70	2.80	3.10
10yr PWLB Rate	2.50	2.50	2.60	2.60	2.70	2.80	2.90	3.00	2.70	2.80	2.90	3.00	3.30
25yr PWLB Rate	3.00	3.00	3.10	3.20	3.30	3.40	3.50	3.60	3.30	3.40	3.50	3.60	3.90
50yr PWLB Rate	2.90	2.90	3.00	3.10	3.20	3.30	3.40	3.50	3.20	3.30	3.40	3.50	3.80



5.23 PWLB rates are based on, and are determined by, gilt (UK Government bonds) yields through H.M.Treasury determining a specified margin to add to gilt yields. There was much speculation during the second half of 2019 that bond markets were in a bubble which was driving bond prices up and yields down to historically very low levels. The context for that was heightened expectations that the US could have been heading for a recession in 2020, and a general background of a downturn in world economic growth, especially due to fears around the impact of the trade war between the US and China, together with inflation generally at low levels in most countries and expected to remain subdued; these conditions were conducive to very low bond yields.

While inflation targeting by the major central banks has been successful over the last 30 years in lowering inflation expectations, the real equilibrium rate for central rates has fallen considerably due to the high level of borrowing by consumers: this means that central banks do not need to raise rates as much now to have a major impact on consumer spending, inflation, etc. This has pulled down the overall level of interest rates and bond yields in financial markets over the last 30 years.

We have therefore seen, over the last year, many bond yields up to 10 years in the Eurozone turn negative. In addition, there has, at times, been an inversion of bond yields in the US whereby 10 year yields have fallen below shorter term yields. In the past, this has been a precursor of a recession. The other side of this coin is that bond prices are elevated as investors would be expected to be moving out of riskier assets i.e. shares, in anticipation of a downturn in corporate earnings and so selling out of equities.

- 5.24 Gilt yields were on a generally falling trend during the last year up until the coronavirus crisis hit western economies. Since then, gilt yields have fallen sharply to unprecedented lows as investors have panicked in selling shares in anticipation of impending recessions in western economies, and moved cash into safe haven assets i.e. government bonds. However, major western central banks also started quantitative easing purchases of government bonds which will act to maintain downward pressure on government bond yields at a time when there is going to be a huge and quick expansion of government expenditure financed by issuing government bonds; (this would normally cause bond yields to rise). At the close of the day on 31 March, all gilt yields from 1 to 5 years were between 0.12 – 0.20% while even 25-year yields were at only 0.83%.
- 5.25 However, HM Treasury has imposed two changes in the margins over gilt yields for PWLB rates in 2019-20 without any prior warning; the first on 9 October 2019, added an additional 1% margin over gilts to all PWLB rates. That increase was then partially reversed for some forms of borrowing on 11 March 2020, at the same time as the Government announced in the Budget a programme of increased spending on infrastructure expenditure. It also announced that there would be a consultation with local authorities on possibly further amending these margins; this ends on 4 June. It is clear that the Treasury intends to put a stop to local authorities borrowing money from the PWLB to purchase commercial property if the aim is solely to generate an income stream.
- 5.26 Following the changes on 11 March 2020 in margins over gilt yields, the current situation is as follows: -
- PWLB Standard Rate is gilt plus 200 basis points (G+200bps)
 - PWLB Certainty Rate is gilt plus 180 basis points (G+180bps)
 - PWLB HRA Standard Rate is gilt plus 100 basis points (G+100bps)
 - PWLB HRA Certainty Rate is gilt plus 80bps (G+80bps)
 - Local Infrastructure Rate is gilt plus 60bps (G+60bps)

There is likely to be little upward movement in PWLB rates over the next two years as it will take national economies a prolonged period to recover all the

momentum they will lose in the sharp recession that will be caused during the coronavirus shut down period. Inflation is also likely to be very low during this period and could even turn negative in some major western economies during 2020-21.

Borrowing Outturn

- 5.27 **Borrowing** - Due to investment concerns, both counterparty risk and low investment returns, no borrowing was undertaken during the year.

Investment Outturn

- 5.28 **Investment Policy** - the Council's investment policy is governed by MHCLG guidance, which has been implemented in the annual investment strategy. This policy sets out the approach for choosing investment counterparties, and is based on credit ratings provided by the three main credit rating agencies, supplemented by additional market data, (such as rating outlooks, credit default swaps, bank share prices etc).
- 5.29 The investment activity during the year conformed to the approved strategy, and the Council had no liquidity difficulties.
- 5.30 **Resources** – the Council's cash balances comprise revenue and capital resources and cash flow monies. The Council's core cash resources comprised as follows:

Balance Sheet Resources	31 March 2019	31 March 2020
	£'000	£'000
Earmarked Fund balances / reserves		
General Fund	10,835	15,977
General Fund working balance	2,916	1,000
HRA	5,225	8,445
HRA working balance	1,573	1,663
Sub Total	20,549	27,085
Capital receipts		
GF	7,371	7,408
HRA	1,006	2,047
Sub Total	8,377	9,455
Provisions	3,238	2,077
Major Repairs Reserve	2,433	4,509
Other - grants receipts in advance	664	1,036
Total core funds	35,261	44,162

5.31 Investments held by the Council

- The Council maintained an average balance of £37.6m of internally managed funds.
- The internally managed funds earned an average rate of return of 0.75%.
- The comparable performance indicator is the average 7-day LIBID rate, which was 0.53%.
- Total investment income was £283,863 compared to a budget of £174,200.

5.32 Due to the unforeseen Government grants to assist in dealing with the coronavirus outbreak, balances were held with Barclays (main bank account) temporarily in excess of £6m to ensure the council had adequate liquidity to make the grant payments out swiftly.

6 Implications

6.1 Financial

The financial implications have been referred to throughout the report.

6.2 Legal

The legal implications have been referred to throughout the report.

6.3 Human Resources

There are no human resource implications arising from this report.

6.4 Section 17 (Crime Prevention)

There are no implications arising from this report.

6.5 Human Rights Act

There are no identified implications in respect of the Human Rights Act 1998 arising from this report.

6.6 Data Protection

There are no implications arising from this report.

6.7 Risk Management

Treasury management is a high risk area due to the large amounts of money dealt with on a daily basis. However, the Council has a Treasury Policy and Strategy in place which is approved each year for the following 12 months. The Council also has advice on investment and lending from the leading company in the field and has instituted a strict control and delegation of duties regime which reduces risk to a minimum.

6.8 Equality & Diversity

There are no identified implications arising from this report.

6.9 Best Value

The strategy ensures that best value is provided to the Council.

7 Appendices to the Report

Appendix 1: Prudential and Treasury Indicators.

Appendix 2: Analysis of Investments held at 31 March 2020.

Previous Consideration

None

ITEM NO. 7.

Appendix 1

1. PRUDENTIAL INDICATORS	2018/19	2019/20	2019/20
	Actual	Estimate	Actual
	£'000	£'000	£'000
Capital Expenditure (HRA)	6,349	3,902	2,678
Capital Expenditure (GF)	2,907	1,465	1,113
Notional Capital expenditure – Finance Leases			
Ratio of financing costs to net revenue stream (HRA)	16.74%	16.92%	16.56%
Ratio of financing costs to net revenue stream (GF)	2.8%	2.2%	1.9%
Gross borrowing requirement (GF) - Finance Leases	1,105	674	674
Gross debt	81,605	81,605	81,605
Capital Financing Requirement as at 31 March (HRA)	82,504	82,496	82,494
Capital Financing Requirement as at 31 March (GF)	10,949	9,594	9,594
Annual change in Cap. Financing Requirement (HRA)	995	-8	-10
Annual change in Cap. Financing Requirement (GF)	-4,022	-1,355	-1,355
2. TREASURY MANAGEMENT INDICATORS			
Authorised Limit for external debt -	109,385	107,812	107,812
Operational Boundary for external debt	97,885	96,312	96,312
Actual external debt	81,605	81,605	81,605

Maturity structure of fixed rate borrowing during 2019/20	upper limit	lower limit
under 12 months	100%	0%
12 months and within 24 months	100%	0%
24 months and within 5 years	100%	0%
5 years and within 10 years	100%	0%
10 years and above	100%	0%

Appendix 2

The following table sets out an analysis of investments held at 31 March 2020 (together with a comparator at 31 March 2019).

INVESTMENT PORTFOLIO	Actual 31.3.19	Actual 31.3.19 %	Actual 31.3.20	Actual 31.3.20 %
Money Market Funds	£17.5m	65%	£28.m	77%
Banks	£9.5m	35%	£8.5m	23%
TOTAL TREASURY INVESTMENTS	£27.0m	100%	£36.5m	100%