

# Cannock South, 2023

Sourced from Office for National Statistics, Census 2021; Staffordshire County Council; Sport England; Public Health England.



## Population

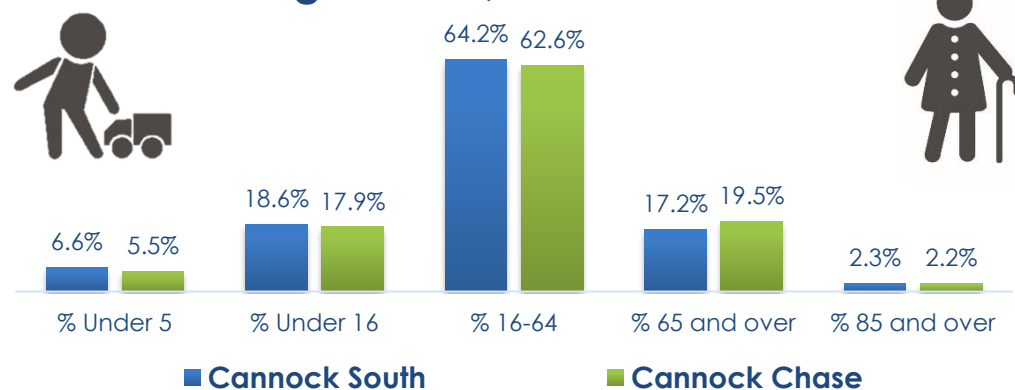


**8,300 residents**  
(rounded Census 2021 estimate)  
**8.3% of District Population**



**3,800 households**  
(rounded Census 2021 estimate)  
**8.7% of District Households**

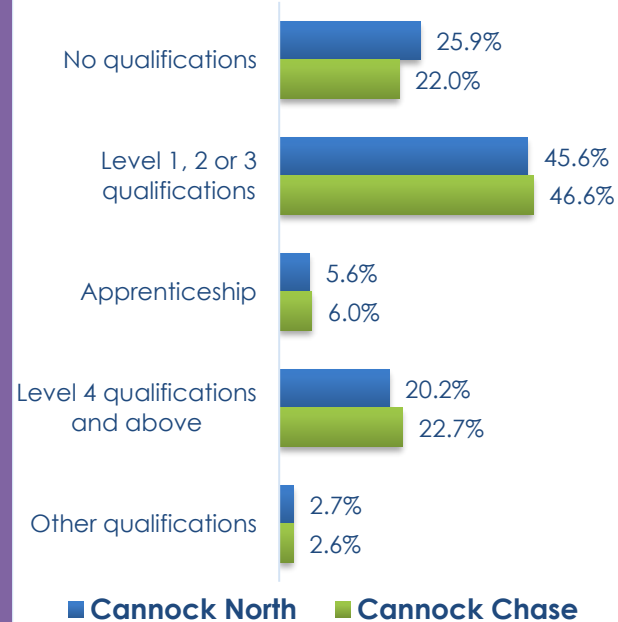
### Age Profile, Census 2021



## Economic Prosperity



### Qualifications, Census 2021



**31.1%**

Students GCSE Grade 5+ in English and Maths, 2019/2020  
**England 64.6%**

**5.3%**

People aged 16-64 claiming out-of-work benefits, Feb 2023

**Cannock Chase 3.3%**

### Top 3 Occupations, Census 2021

**15%**

Cannock Chase 14.2%

Skilled Trades

**14.9%**

Cannock Chase 11.8%

Elementary Occupations

**11.9%**

Cannock Chase 13.7%

Professional Occupations



**60.9%**

Travel to work driving a car or van, 2021  
**Cannock Chase 64%**

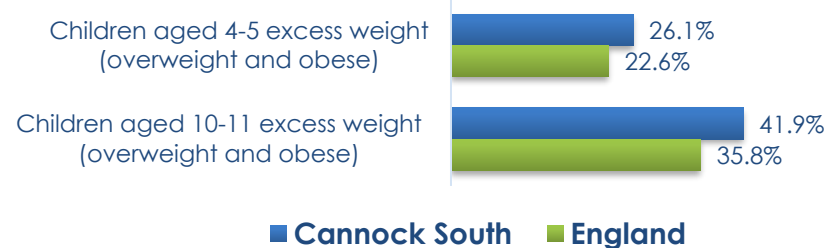
## Health & Wellbeing

**22.7%**

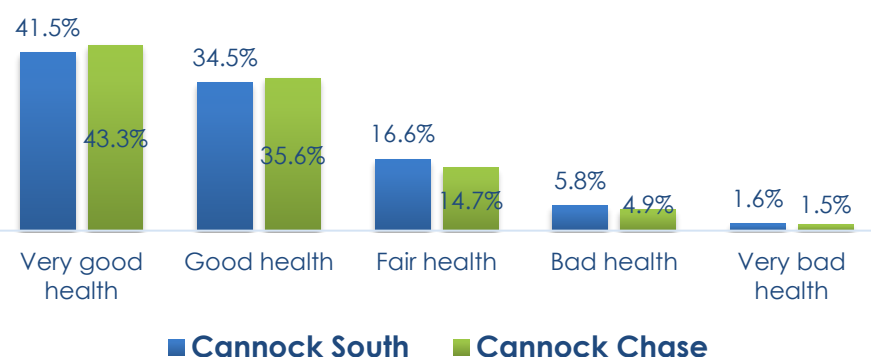
Identify that their daily lives are limited by physical or mental health conditions

**Cannock Chase 20.2%**

### Child Excess Weight 2019/20-2021/22



### General Health, 2021



**25.6%**

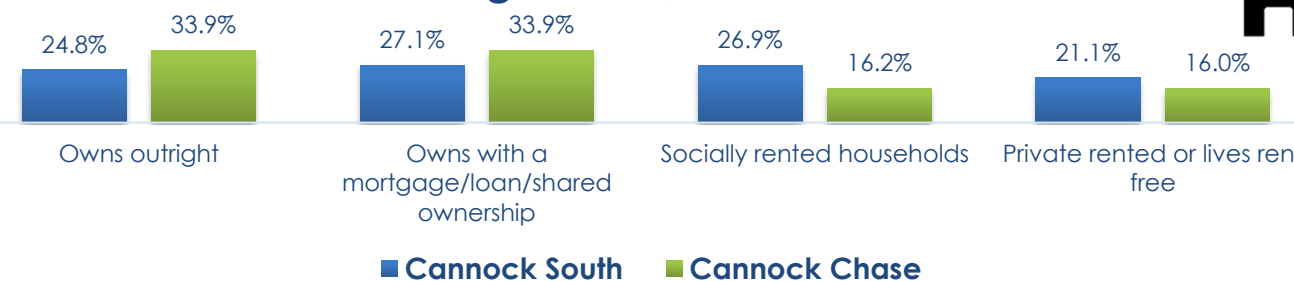
Children under 16 in relative low-income families 2020/21  
**Cannock Chase 21.7%**

**22.4%**

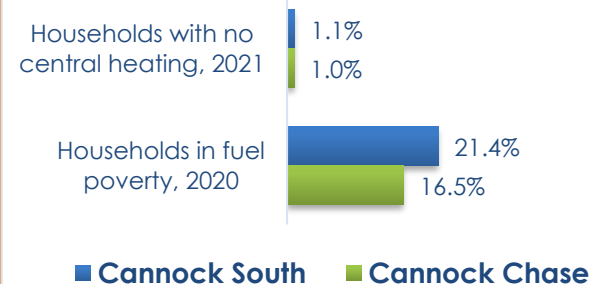
Older people aged 60 and over living in income deprived households, 2019  
**Cannock Chase 15.3%**

## The Community

### Housing Tenure, Census 2021



### Fuel Poverty, 2020-2021



**3.1%**

Households with fewer bedrooms than required (overcrowded households), 2021

**Cannock Chase 2.2%**



**10%**

Residents aged 5 and over providing unpaid care, 2021

**Cannock Chase 10.4%**