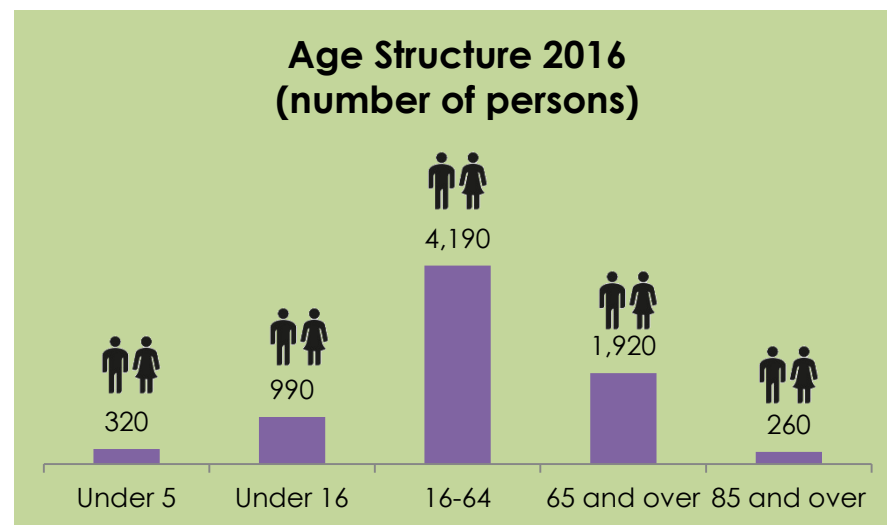
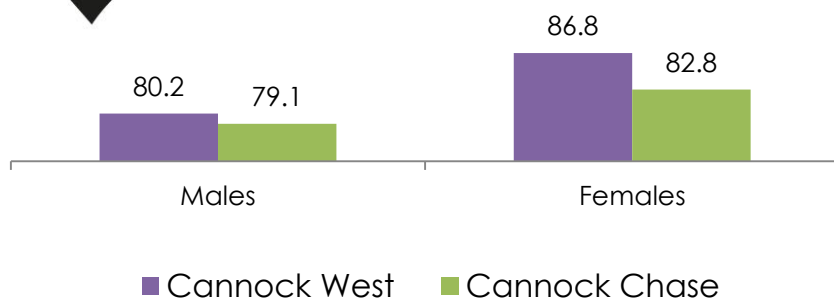




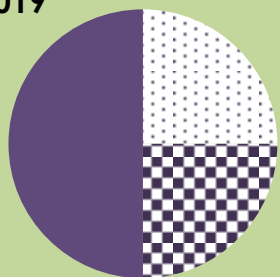
**Mid-2017
Population Estimate
7,124 persons**



Life Expectancy 2012-2016 (years)



**Cannock West in the
Index of Multiple Deprivation
2019**



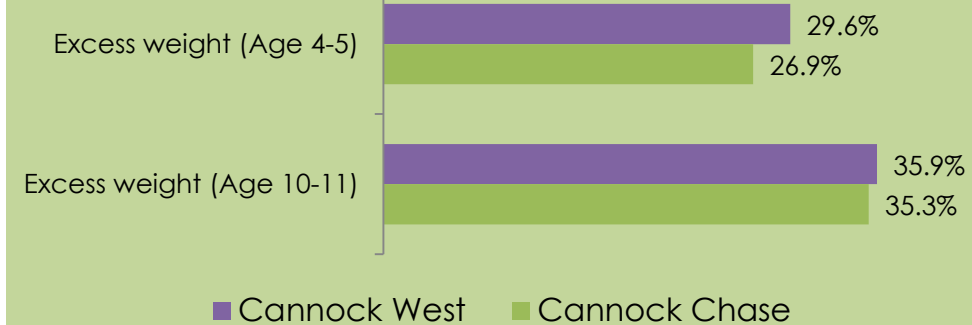
- Least deprived 10% of LSOAs nationally
- Least deprived 20% of LSOAs nationally

1 Lower Super Output Area (LSOA) in Cannock West is ranked within the least deprived 10% of LSOAs nationally.

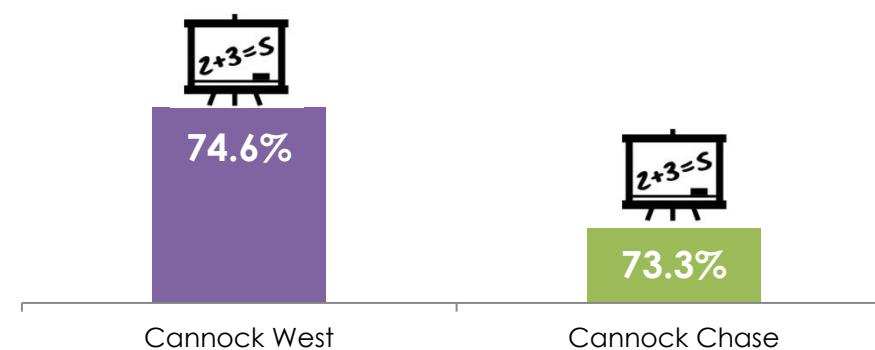
1 Lower Super Output Area (LSOA) in Cannock West is ranked within the least deprived 20% of LSOAs nationally.



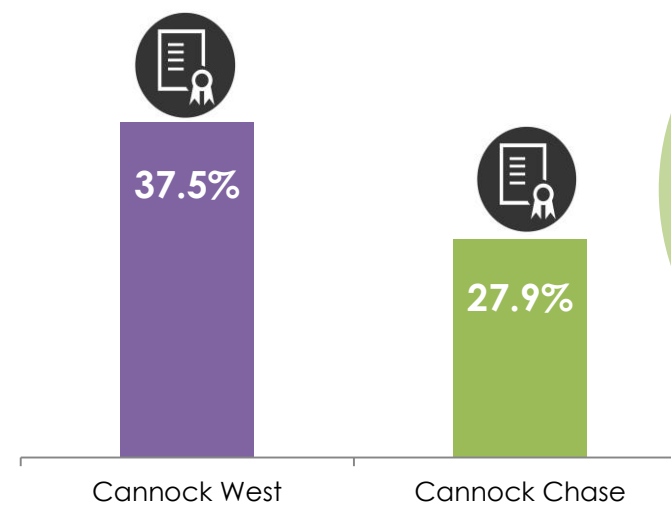
**Child Excess Weight
2014/15-2016/17**



**School Readiness
(Early Years Foundation Stage), 2017**



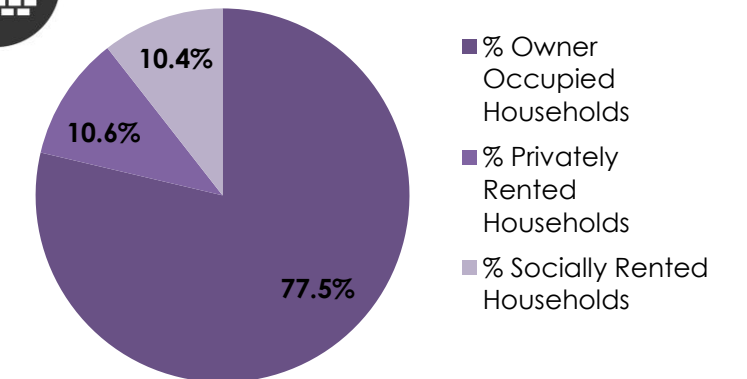
**GCSE:
% Achieving Grade 5 or above
in English and Maths, 2017**



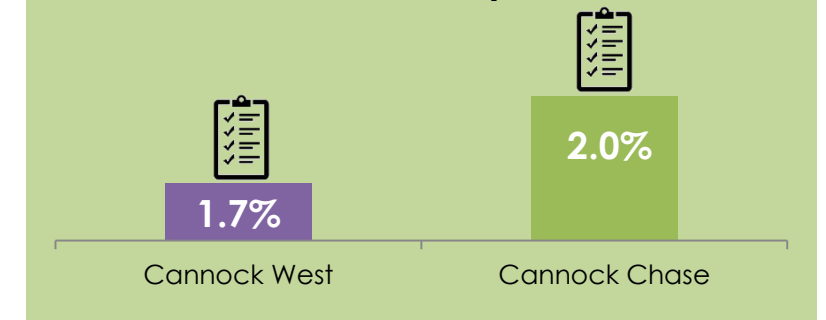
**4.4%
Children claim
free school
meals, 2018**
District average:
12.3%



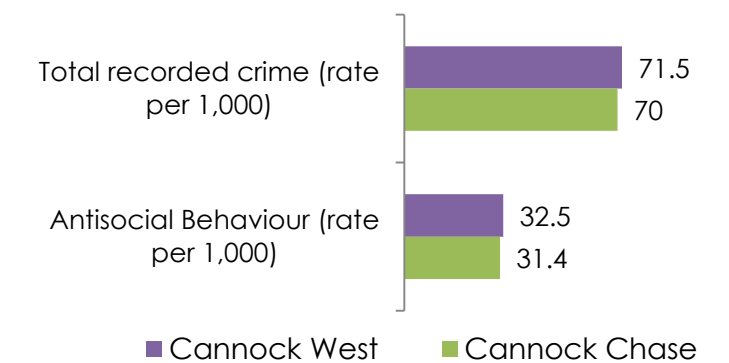
Housing Profile, 2011



**Unemployment:
ONS Claimant Count
% 16-64, July 2019**



**Crime and Antisocial
Behaviour, 2017/18**



Produced by Policy & Communications,

September 2019 Sources: Office for National Statistics, Indices of Multiple Deprivation 2019 and Staffordshire County Council, *Cannock Chase District Data Pack* (September 2018). Please note percentage figures may not sum to 100% due to rounding.