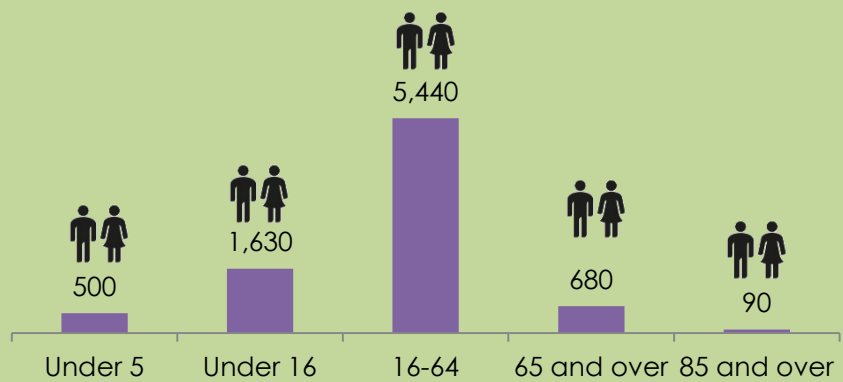


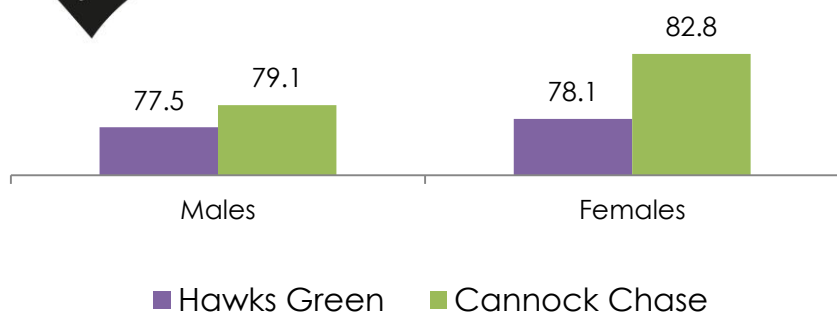


**Mid-2017
Population Estimate
7,610 persons**

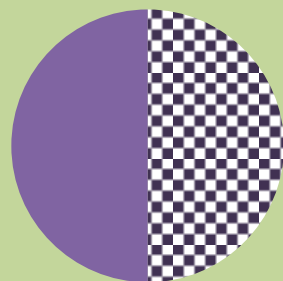
Age Structure 2016 (number of persons)



Life Expectancy 2012-2016 (years)



Hawks Green in the Index of Multiple Deprivation 2019

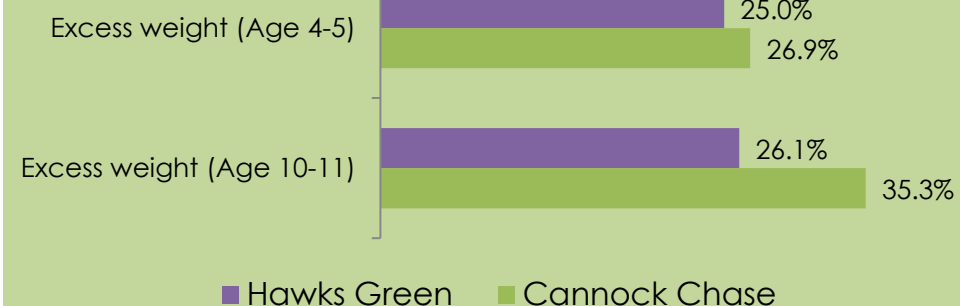


■ Least deprived 20% of LSOAs nationally

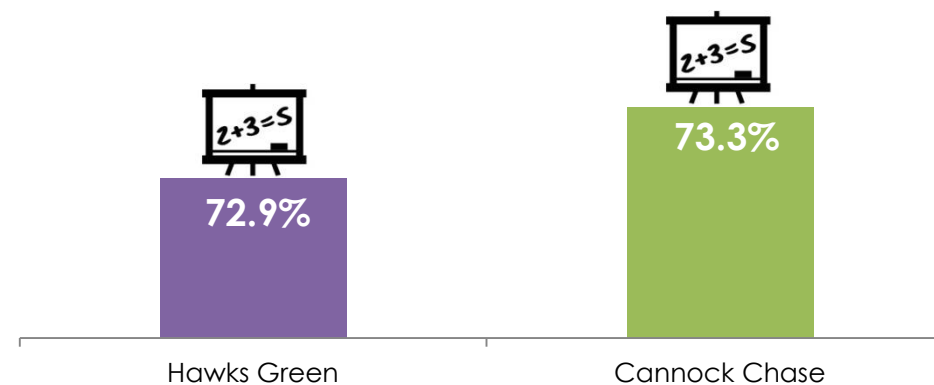
2 Lower Super Output Areas (LSOAs) in Hawks Green are ranked within the least deprived 20% of LSOAs nationally



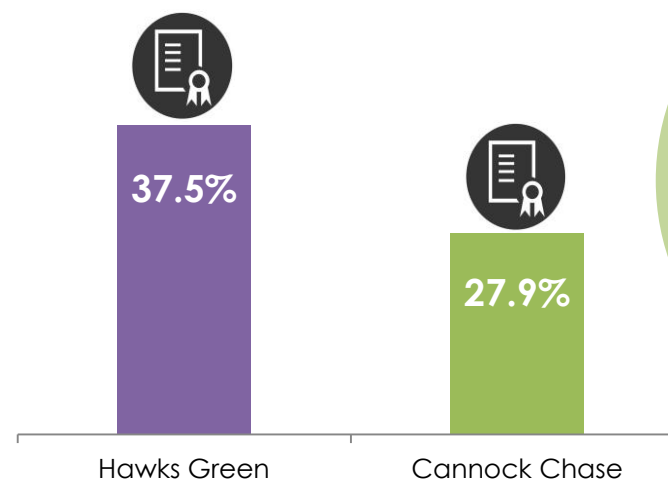
Child Excess Weight 2014/15-2016/17



School Readiness (Early Years Foundation Stage), 2017



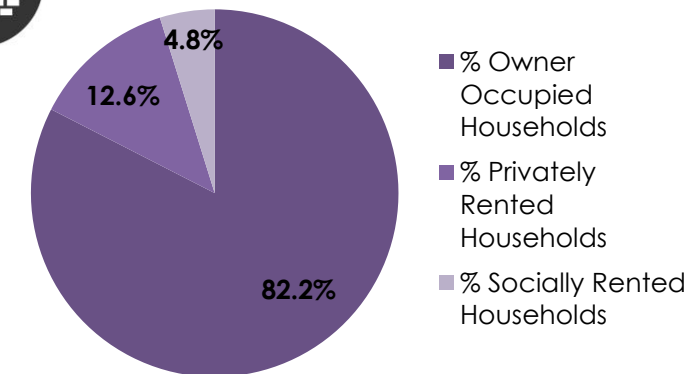
GCSE: % Achieving Grade 5 or above in English and Maths, 2017



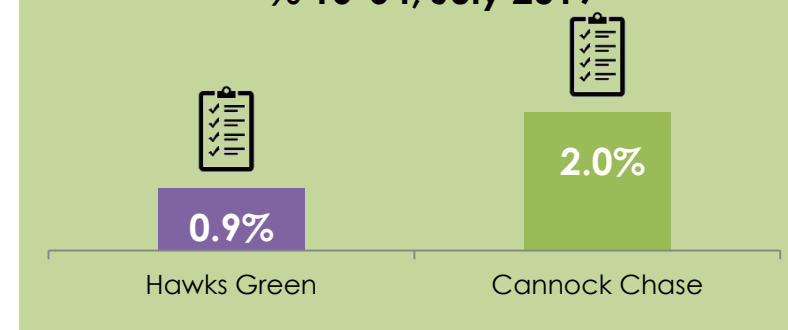
3.3% Children claim free school meals, 2018
District average: 12.3%



Housing Profile, 2011



Unemployment: ONS Claimant Count % 16-64, July 2019



Crime and Antisocial Behaviour, 2017/18



Produced by Policy & Communications,

September 2019 Sources: Office for National Statistics, Indices of Multiple Deprivation 2019 and Staffordshire County Council, Cannock Chase District Data Pack (September 2018). Please note percentage figures may not sum to 100% due to rounding.