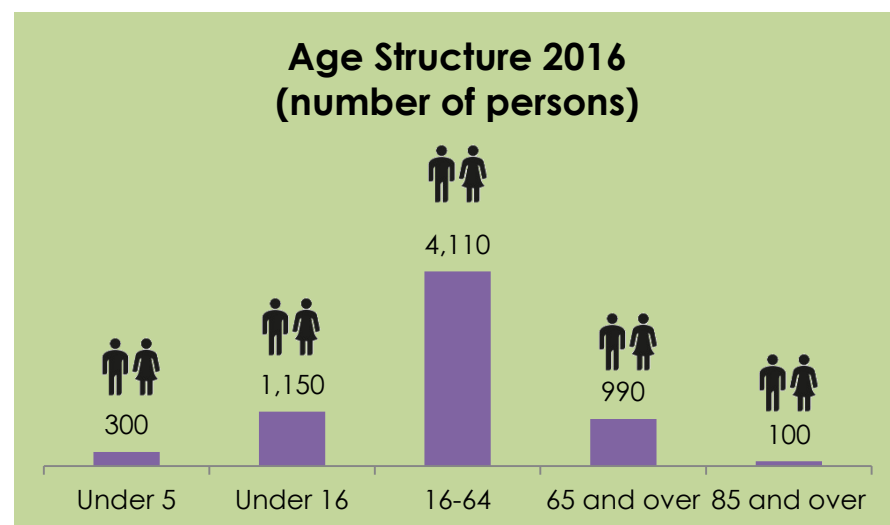


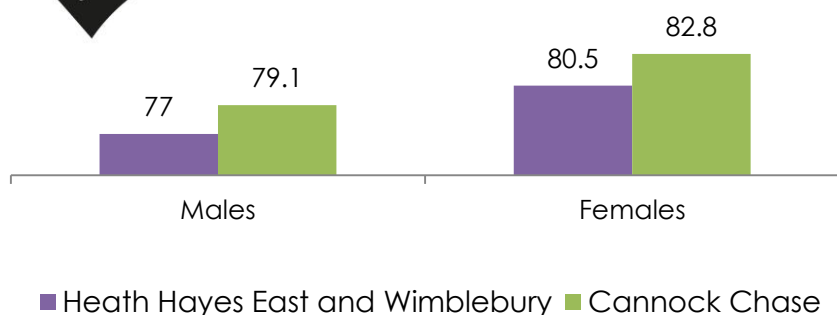
# Heath Hayes East and Wimblebury



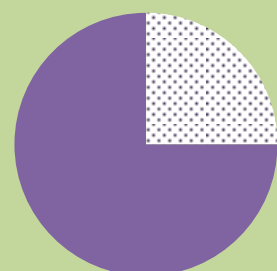
**Mid-2017  
Population Estimate  
6,338 persons**



**Life Expectancy 2012-2016 (years)**



**Heath Hayes East and Wimblebury in the Index of Multiple Deprivation 2019**

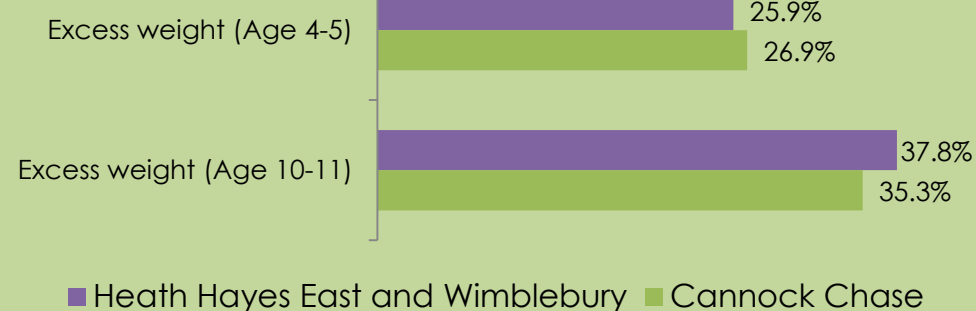


Least deprived 10% of LSOAs nationally

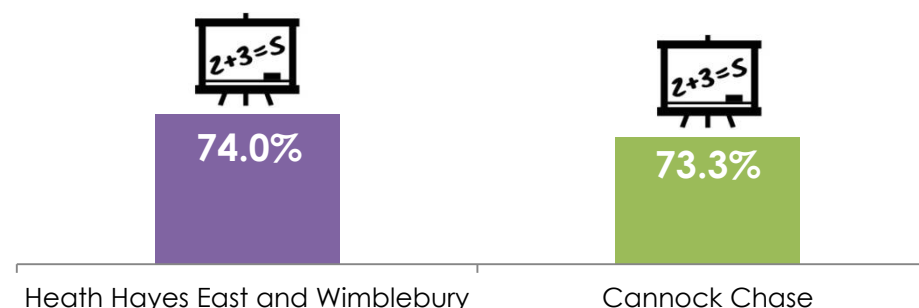
1 Lower Super Output Area (LSOA) in Heath Hayes East and Wimblebury is ranked within the least deprived 10% of LSOAs nationally



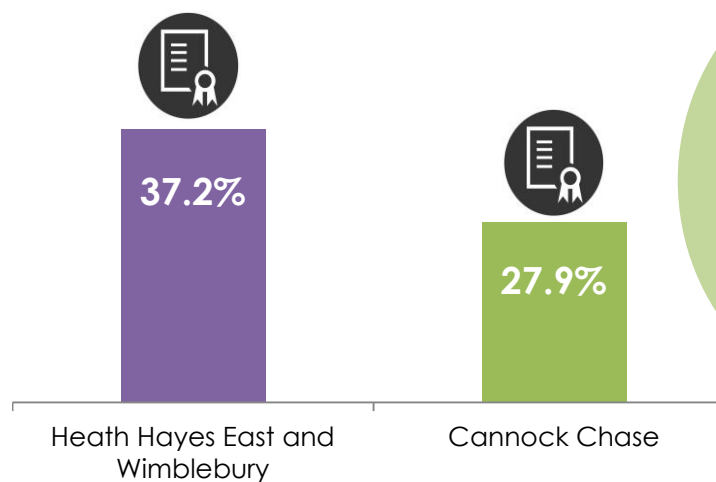
**Child Excess Weight  
2014/15-2016/17**



**School Readiness  
(Early Years Foundation Stage), 2017**



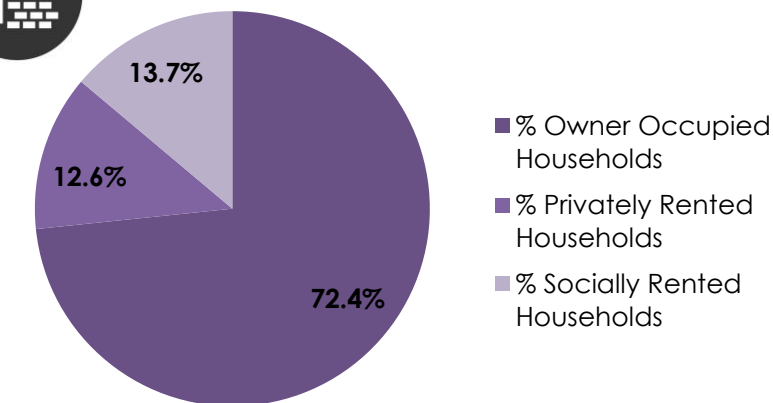
**GCSE:  
% Achieving Grade 5 or above  
in English and Maths, 2017**



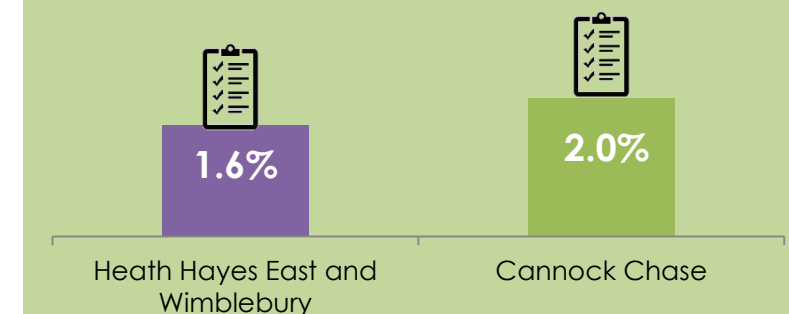
**6.6%  
Children claim  
free school  
meals, 2018  
District average:  
12.3%**



**Housing Profile, 2011**



**Unemployment:  
ONS Claimant Count  
% 16-64, July 2019**



**Crime and Antisocial  
Behaviour, 2017/18**



**Produced by Policy & Communications,**

**September 2019** Sources: Office for National Statistics, Indices of Multiple Deprivation 2019 and Staffordshire County Council, *Cannock Chase District Data Pack* (September 2018). Please note percentage figures may not sum to 100% due to rounding.