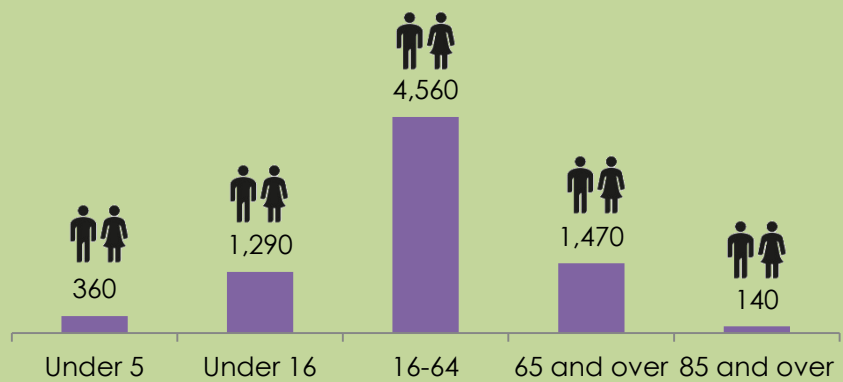


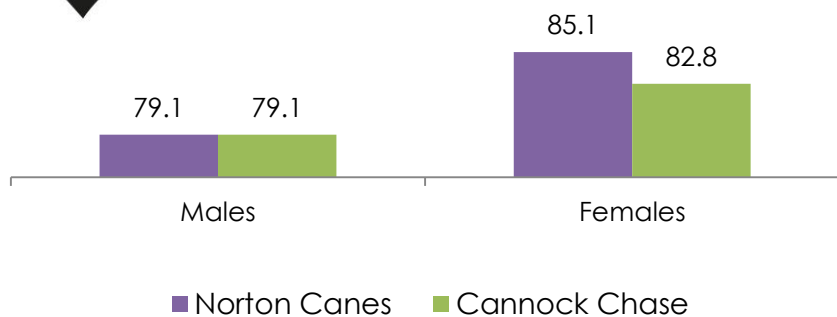


**Mid-2017
Population Estimate
7,383 persons**

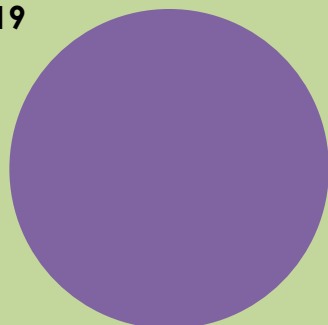
Age Structure 2016 (number of persons)



Life Expectancy 2012-2016 (years)




Norton Canes in the Index of Multiple Deprivation 2019



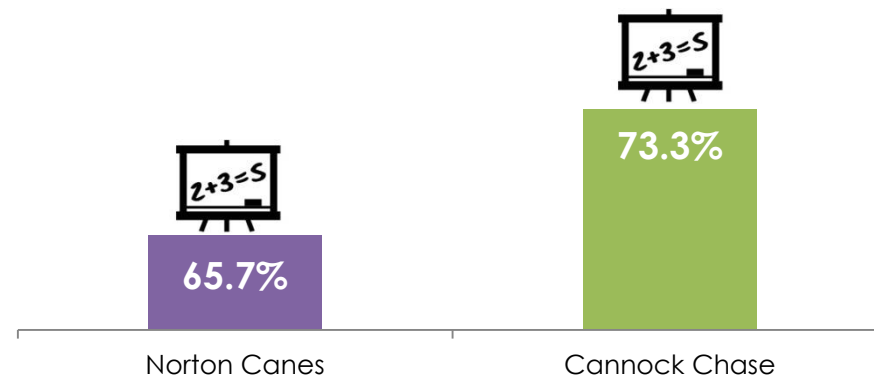
No Lower Super Output Areas (LSOAs) in Norton Canes are ranked within the most or least deprived 10% or 20% of LSOAs nationally.



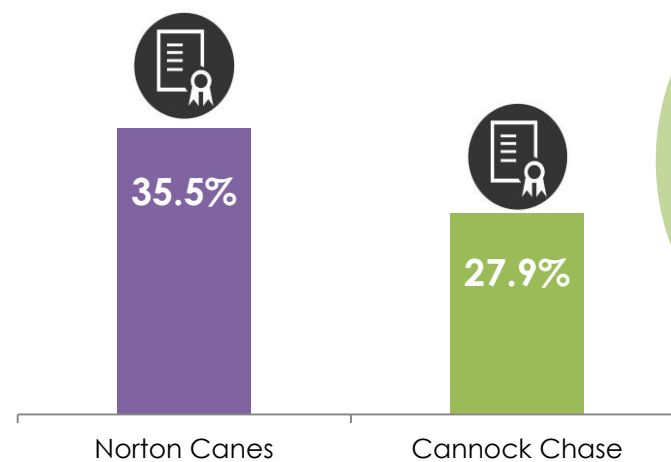
Child Excess Weight 2014/15-2016/17



School Readiness (Early Years Foundation Stage), 2017



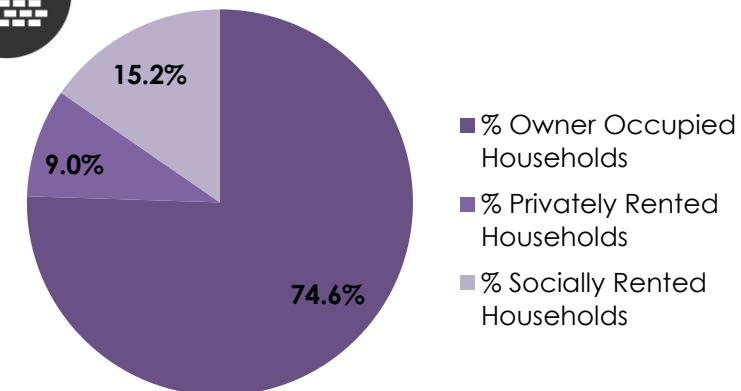
GCSE: % Achieving Grade 5 or above in English and Maths, 2017



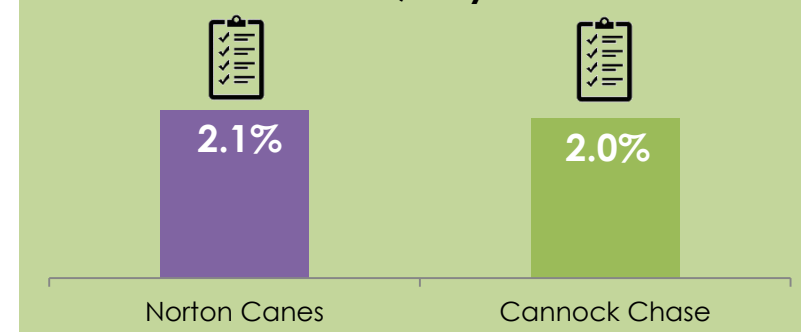
10.5%
Children claim
free school
meals, 2018
District average:
12.3%



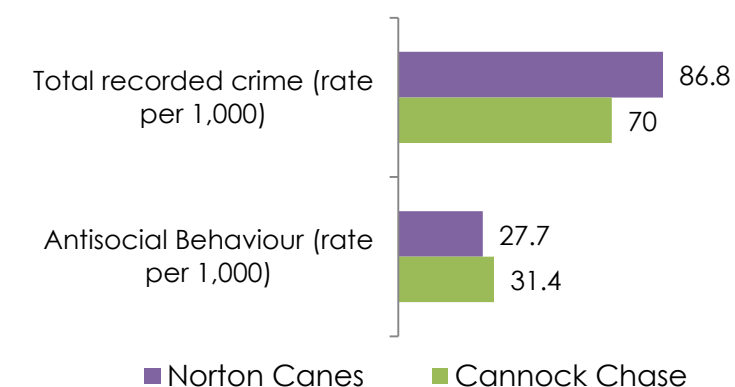
Housing Profile, 2011



Unemployment: ONS Claimant Count % 16-64, July 2019



Crime and Antisocial Behaviour, 2017/18



**Produced by Policy & Communications,
September 2019** Sources: Office for National Statistics, Indices of Multiple Deprivation 2019 and Staffordshire County Council, Cannock Chase District Data Pack (September 2018). Please note percentage figures may not sum to 100% due to rounding.