

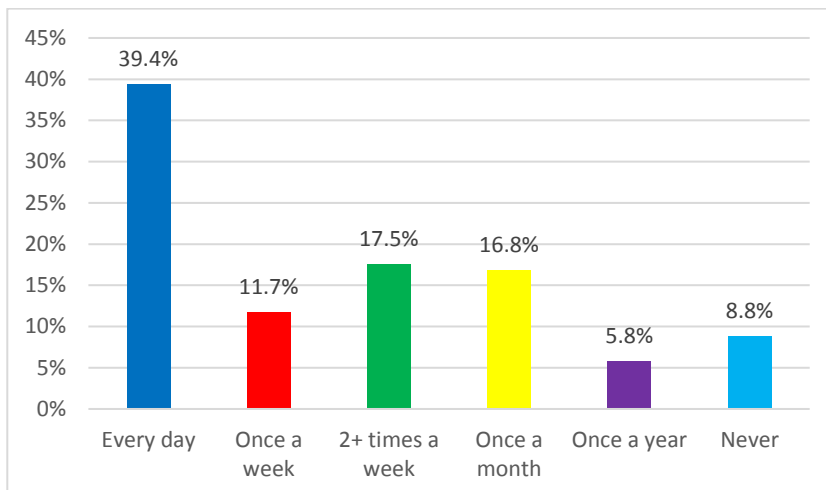
## The Cema Chapel Street Park Results

The survey was launched on Monday 30<sup>th</sup> November. 137 responses were received in total with 122 surveys completed online and 15 on paper. The schools were all invited and encouraged to take part. The pandemic situation may have had an impact on the number of responses received. The results are set out below

### 1) How often do you visit the Cema-Chapel Street Park?

The Cema-Chapel Street Park appears to be well used with 2/3 of respondents using it at least once a week.

	Number	Percentage
Every Day	54	39.4%
Once a week	16	11.7%
2+ times a week	24	17.5%
Once a month	23	16.8%
Once a year	8	5.8%
Never	12	8.8%



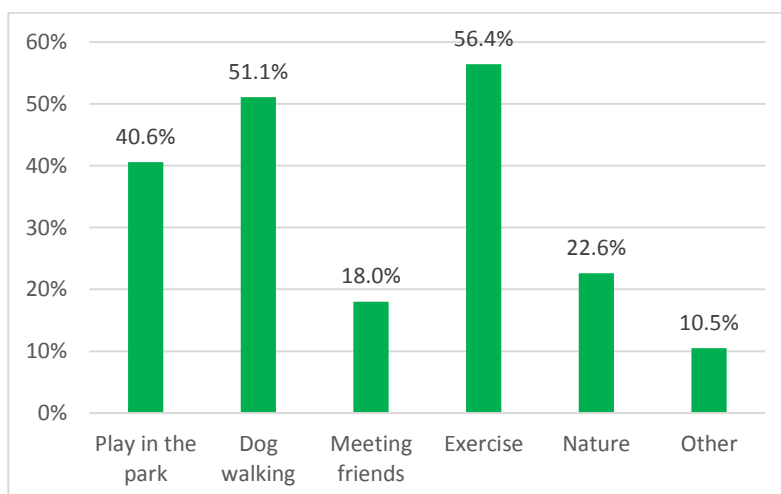
### 2) If you don't visit the Cema-Chapel Street Park, why not?

There were 21 responses to this question. The most common themes were:

- The park is run down (4)
- Didn't know where it is or about it (4)
- There are other parks available (4)

### 3) What do you use the Cema-Chapel Street Park for?

	Number	Percentage
Play in the park	54	40.6%
Dog walking	68	51.1%
Meeting friends	24	18%
Exercise	75	56.4%
Nature	30	22.6%
Other	14	10.5%



Please explain other – 20 people gave responses to this question.

The most common themes were:

- To take children/grandchildren to the park (5)
- To pick litter (4)

### 4) What is good about going out to play?

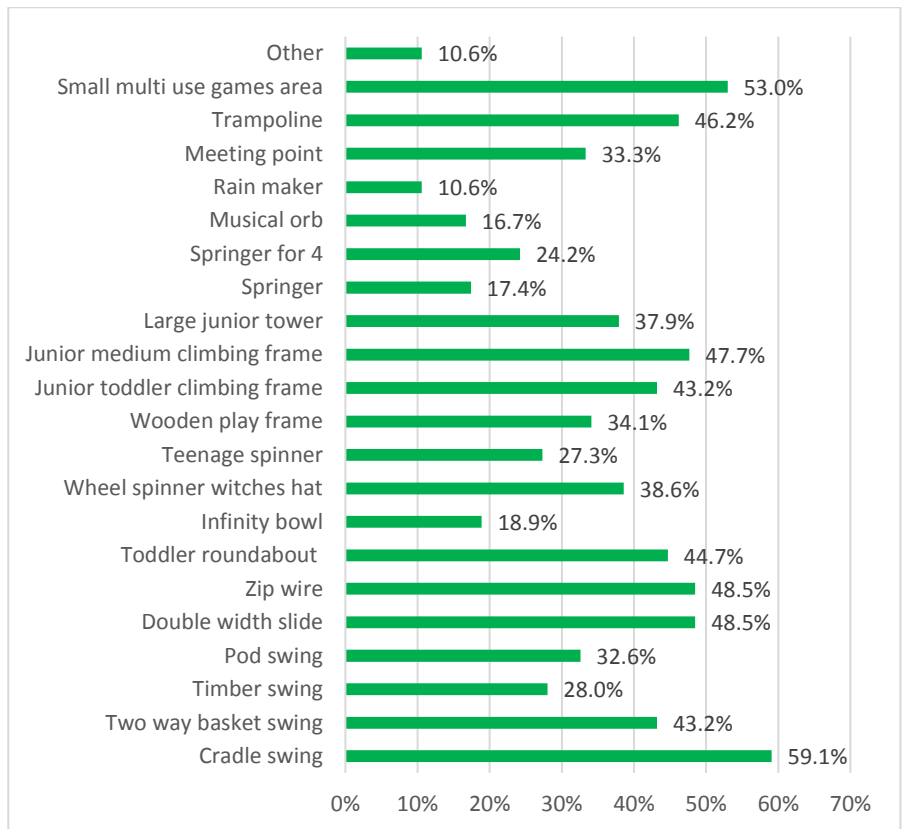
100 people responded to this question with a variety of answers. The most common responses were:

- Fresh air (42)
- Exercise (32)

- Meeting people/socializing (19)
- For children to play outdoors/have fun (18)

**5) What equipment would be in your ideal playground?**

	Number	Percentage
Cradle swing	78	59.1%
Two way basket swing	57	43.2%
Timber swing	37	28%
Pod swing	43	32.6%
Double width slide	64	48.5%
Zip wire	64	48.5%
Toddler roundabout	59	44.7%
Infinity bowl	25	18.9%
Wheel spinner witches hat	51	38.6%
Teenager spinner	36	27.3%
Wooden play frame	45	34.1%
Junior toddler climbing frame	57	43.2%
Junior medium climbing frame	63	47.7%
Large junior tower	50	37.9%
Springer	23	17.4%
Springer for 4	32	24.2%
Musical orb	22	16.7%
Rain maker	14	10.6%
Meeting point	44	33.3%
Trampoline	61	46.2%
Small multi use games area	70	53%
Other	14	10.6%



**5a) Please explain other**

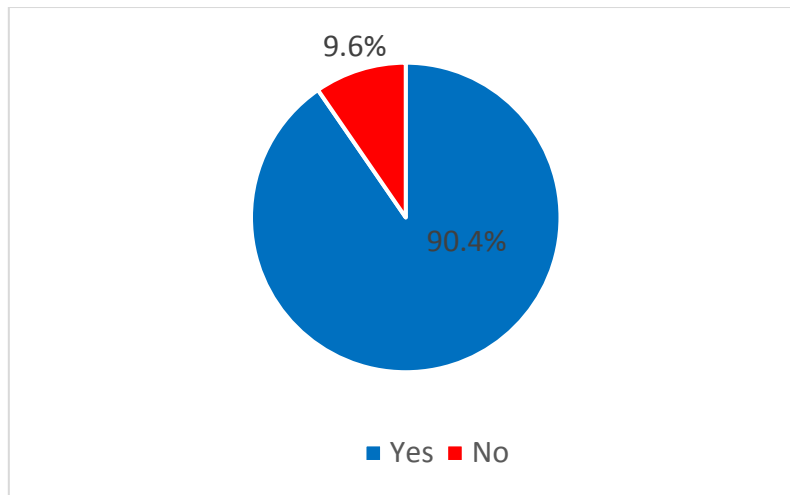
31 people responded to this question. The most popular other options were:

- Outdoor exercise equipment (3)
- Basketball ½ court (3)
- Football pitch/goalposts (3)
- More equipment/expand play area (3)

**6) The field where the play area is located was used intensively during the mining period in Norton Canes. We are thinking of theming the play area around the history. Do you think this is a good idea?**

Theming the play area is a very popular idea.

	Number	Percentage
Yes	123	90.4%
No	13	9.6%



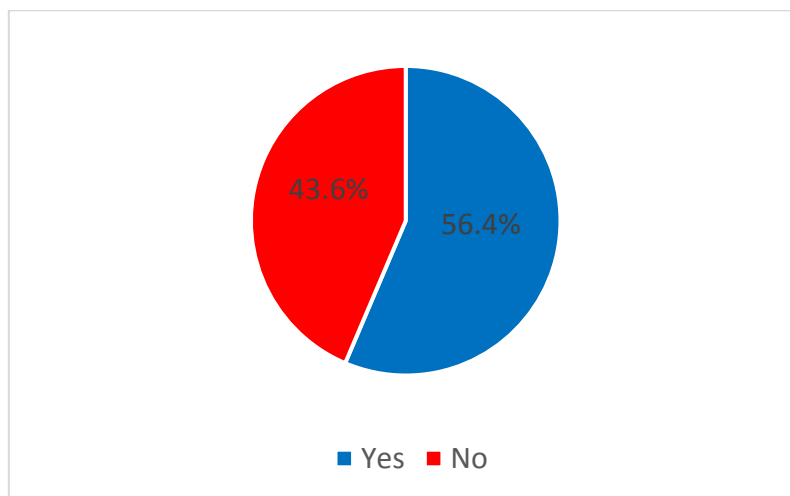
**7) If you answered no, do you have any other suggestions for a theme?**

There were 21 responses to this question. Themes varied with the most popular being:

- Money better spent on safe equipment (2)
- Canal and mining (2)
- Something positive (2)
- No theme, just safe and fun (2)

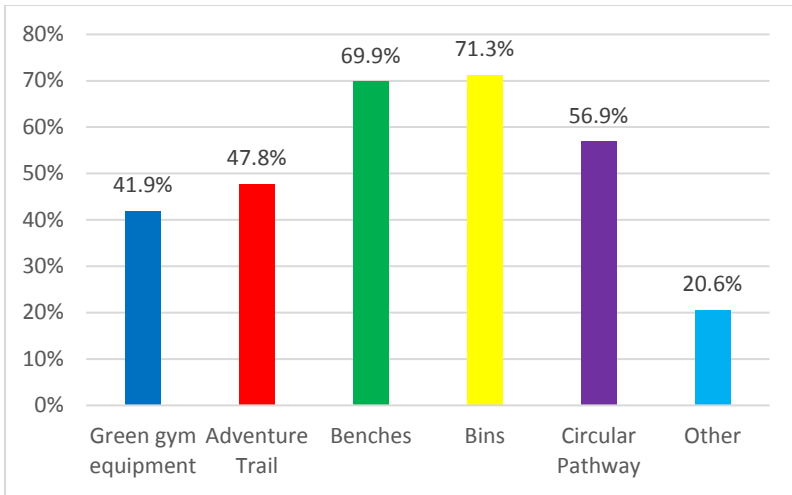
**8) Would you like to see an art feature as part of the improvements to the Cema-Chapel Street Park?**

	Number	Percentage
Yes	75	56.4%
No	58	43.6%



**9) Are there any other equipment/features you would like to see included or improved as part of the project?**

	Number	Percentage
Green gym equipment	57	41.9%
Adventure Trail	65	47.8%
Benches	95	69.9%
Bins	97	71.3%
Circular Pathway	81	59.6%
Other	28	20.6%



**10) Please explain other**

There were 42 responses to this survey and the most common suggestions were:

- Lighting (5)
- Path all the way around the park (5)
- Secure gate and fencing (5)
- Security cameras (3)
- Better skatepark (3)

**11) Do you have any further comments?**

There were 61 responses to this question, with a variety of comments. The most common themes were:

- This is a long overdue revamp (9)
- Concerns over vandalism and making it vandal proof (4)
- Lighting on paths needed (4)
- Looking forward to it (3)

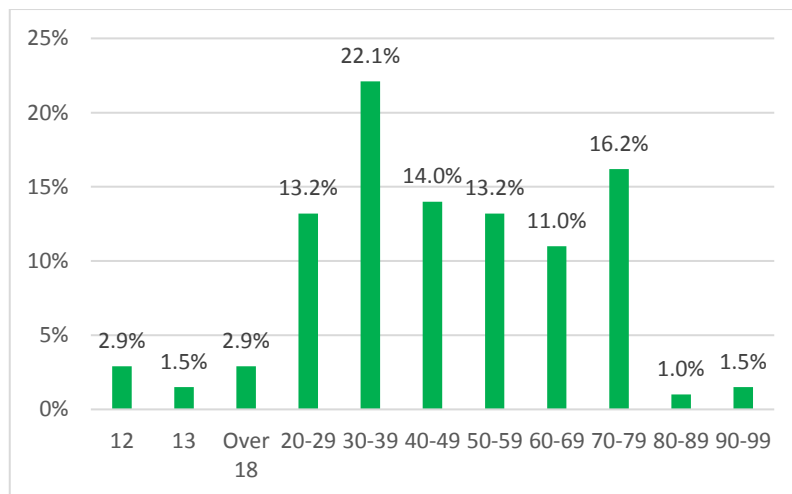
**12) Play area designs**

5 designs were received.

**13) How old are you?**

As can be seen from the results we didn't get many responses from young people, however some responses may have come on behalf of families with young children.

Age	Number	Percentage
12	4	2.9%
13	2	1.5%
Over 18	4	2.95
20-29	18	13.2%
30-39	30	22.1%
40-49	19	14%
50-59	18	13.2%
60-69	15	11%
70-79	22	16.2%
80-89	1	1%
90-99	2	1.5%



**14) What is your postcode?**

94.1% of responses were from residents of Norton Canes